

# WORKSHOP CALCULATION & SCIENCE

(NSQF)

1<sup>st</sup> YEAR

(As per Revised Syllabus July 2022)

**MACHINIST**



Directorate General of Training

DIRECTORATE GENERAL OF TRAINING  
MINISTRY OF SKILL DEVELOPMENT & ENTREPRENEURSHIP  
GOVERNMENT OF INDIA



**NATIONAL INSTRUCTIONAL  
MEDIA INSTITUTE, CHENNAI**

Post Box No. 3142, CTI Campus, Guindy, Chennai - 600 032

**Workshop Calculation & Science**  
**Machinist - 1<sup>st</sup> Year NSQF**  
**As per Revised Syllabus July 2022**

**Developed & Published by**



**National Instructional Media Institute**

Post Box No.3142

Guindy, Chennai - 600032

INDIA

Email: [chennai-nimi@nic.in](mailto:chennai-nimi@nic.in)

Website: [www.nimi.gov.in](http://www.nimi.gov.in)

Copyright © 2022 National Instructional Media Institute, Chennai

First Edition : November 2022

Copies: 1000

**Rs: /-**

All rights reserved.

No part of this publication can be reproduced or transmitted in any form or by any means, electronic or mechanical, including photocopy, recording or any information storage and retrieval system, without permission in writing from the National Instructional Media Institute, Chennai.

## FOREWORD

The Government of India has set an ambitious target of imparting skills to 30 crores people, one out of every four Indians, by 2020 to help them secure jobs as part of the National Skills Development Policy. Industrial Training Institutes (ITIs) play a vital role in this process especially in terms of providing skilled manpower. Keeping this in mind, and for providing the current industry relevant skill training to Trainees, ITI syllabus has been recently updated with the help of comprising various stakeholder's viz. Industries, Entrepreneurs, Academicians and representatives from ITIs.

The National Instructional Media Institute (NIMI), Chennai, has now come up with instructional material to suit the revised curriculum for **Workshop Calculation & Science - Machinist 1<sup>st</sup> Year NSQF** (Revised 2022) under CTS will help the trainees to get an international equivalency standard where their skill proficiency and competency will be duly recognized across the globe and this will also increase the scope of recognition of prior learning. NSQF trainees will also get the opportunities to promote life long learning and skill development. I have no doubt that with NSQF the trainers and trainees of ITIs, and all stakeholders will derive maximum benefits from these IMPs and that NIMI's effort will go a long way in improving the quality of Vocational training in the country.

The Executive Director & Staff of NIMI and members of Media Development Committee deserve appreciation for their contribution in bringing out this publication.

Jai Hind

New Delhi - 110 001

**Ms. TRISHAJIT SETHI,**  
Additional Secretary / Director General (Training),  
Ministry of Skill Development & Entrepreneurship,  
Government of India.

## PREFACE

The National Instructional Media Institute(NIMI) was set up at Chennai, by the Directorate General of Training, Ministry of skill Development and Entrepreneurship, Government of India, with the technical assistance from the Govt of the Federal Republic of Germany with the prime objective of developing and disseminating instructional Material for various trades as per prescribed syllabus and Craftsman Training Programme(CTS) under NSQF levels.

The Instructional materials are developed and produced in the form of Instructional Media Packages (IMPs), consisting of Trade Theory, Trade Practical, Test and Assignment Book, Instructor Guide, Wall charts, Transparencies and other supportive materials. The above material will enable to achieve overall improvement in the standard of training in ITIs.

A national multi-skill programme called SKILL INDIA, was launched by the Government of India, through a Gazette Notification from the Ministry of Finance (Dept of Economic Affairs), Govt of India, dated 27th December 2013, with a view to create opportunities, space and scope for the development of talents of Indian Youth, and to develop those sectors under Skill Development.

The emphasis is to skill the Youth in such a manner to enable them to get employment and also improve Entrepreneurship by providing training, support and guidance for all occupation that were of traditional types. The training programme would be in the lines of International level, so that youths of our Country can get employed within the Country or Overseas employment. The **National Skill Qualification Framework (NSQF)**, anchored at the National Skill Development Agency(NSDA), is a Nationally Integrated Education and competency-based framework, to organize all qualifications according to a series of **levels of Knowledge, Skill and Aptitude**. Under NSQF the learner can acquire the Certification for Competency needed at any level through formal, non-formal or informal learning.

The **Workshop Calculation & Science - Machinist 1<sup>st</sup> Year NSQF (Revised 2022)** under CTS is one of the book developed by the core group members as per the NSQF syllabus.

The **Workshop Calculation & Science - Machinist 1<sup>st</sup> Year NSQF (Revised 2022)** under CTS as per NSQF is the outcome of the collective efforts of experts from Field Institutes of DGT, Champion ITI's for each of the Sectors, and also Media Development Committee (**MDC**) members and Staff of **NIMI**. NIMI wishes that the above material will fulfill to satisfy the long needs of the trainees and instructors and shall help the trainees for their Employability in Vocational Training.

NIMI would like to take this opportunity to convey sincere thanks to all the Members and Media Development Committee (MDC) members.

Chennai - 600 032

EXECUTIVE DIRECTOR



## ACKNOWLEDGEMENT

The National Instructional Media Institute (NIMI) sincerely acknowledge with thanks the co-operation and contribution of the following Media Developers to bring this IMP for the course **Workshop Calculation & Science - Machinist 1<sup>st</sup> Year** as per NSQF Revised 2022.

### MEDIA DEVELOPMENT COMMITTEE MEMBERS

Shri. M. Sangara pandian	-	Training Officer (Retd.) CTI, Govt. of India, Guindy, Chennai - 32.
Shri. G. Sathiamoorthy	-	Jr. Training Officer - SG (Retd.) Govt I.T.I, Trichy, DET - Tamilnadu.

### NIMI CO-ORDINATORS

Shri. Nirmalya Nath	-	Deputy General Manager, NIMI, Chennai - 32.
Shri. G. Michael Johny	-	Manager, NIMI, Chennai - 32.

NIMI records its appreciation of the **Data Entry, CAD, DTP Operators** for their excellent and devoted services in the process of development of this IMP.

NIMI also acknowledges with thanks, the efforts rendered by all other staff who have contributed for the development of this book.

## INTRODUCTION

The material has been divided into independent learning units, each consisting of a summary of the topic and an assignment part. The summary explains in a clear and easily understandable fashion the essence of the mathematical and scientific principles. This must not be treated as a replacement for the instructor's explanatory information to be imparted to the trainees in the classroom, which certainly will be more elaborate. The book should enable the trainees in grasping the essentials from the elaboration made by the instructor and will help them to solve independently the assignments of the respective chapters. It will also help them to solve the various problems, they may come across on the shop floor while doing their practical exercises.

The assignments are presented through 'Graphics' to ensure communications amongst the trainees. It also assists the trainees to determine the right approach to solve the problems. The required relevant data to solve the problems are provided adjacent to the graphics either by means of symbols or by means of words. The description of the symbols indicated in the problems has its reference in the relevant summaries.

At the end of the exercise wherever necessary assignments, problems are included for further practice.

**Time allotment:**

**Duration of 1<sup>st</sup> Year : 38 Hrs**

Time allotment for each title of exercises has been given below. **Workshop Calculation & Science - Machinist**  
1<sup>st</sup> Year NSQF Revised Syllabus 2022.

S.No	Title	Exercise No.	Time in Hrs
1	Unit, Fractions	1.1.01 - 1.1.07	4
2	Square root, Ratio and Proportions, Percentage	1.2.08 - 1.2.14	6
3	Mass, Weight, Volume and Density	1.3.15 & 1.3.16	4
4	Speed and Velocity, Work, Power and Energy	1.4.17	2
5	Heat & Temperature and Pressure	1.5.18 & 1.5.19	6
6	Basic Electricity	1.6.20	2
7	Mensuration	1.7.21 - 1.7.25	10
8	Levers and Simple machines	1.8.26	2
9	Trigonometry	1.9.27 - 1.9.29	2
Total			<b>38 Hrs</b>

### LEARNING / ASSESSABLE OUTCOME

On completion of this book you shall be able to

- **Demonstrate basic mathematical concept and principles to perform practical operations.**
- **Understand and explain basic science in the field of study.**

## CONTENTS

Exercise No.	Title of the Exercise	Page No.
	<b>Unit, Fractions</b>	
1.1.01	Unit, Fractions - Classification of unit system	1
1.1.02	Unit, Fractions - Fundamental and Derived units F.P.S, C.G.S, M.K.S and SI units	2
1.1.03	Unit, Fractions - Measurement units and conversion	3
1.1.04	Unit, Fractions - Factors, HCF, LCM and problems	8
1.1.05	Unit, Fractions - Fractions - Addition, subtraction, multiplication & division	9
1.1.06	Unit, Fractions - Decimal fractions - Addition, subtraction, multiplication & division	12
1.1.07	Unit, Fractions - Solving problems by using calculator	15
	<b>Square root, Ratio and Proportions, Percentage</b>	
1.2.08	Square root, Ratio and Proportions, Percentage - Square and square root	19
1.2.09	Square root, Ratio and Proportions, Percentage - Simple problems using calculator	20
1.2.10	Square root, Ratio and Proportions, Percentage - Applications of pythagoras theorem and related problems	21
1.2.11	Square root, Ratio and Proportions, Percentage - Ratio and proportion	23
1.2.12	Square root, Ratio and Proportions, Percentage - Ratio and proportion - Direct and indirect proportions	25
1.2.13	Square root, Ratio and Proportions, Percentage - Percentage	28
1.2.14	Square root, Ratio and Proportions, Percentage - Changing percentage to decimal and fraction	30
	<b>Mass, Weight, Volume and Density</b>	
1.3.15	Mass, Weight, Volume and Density - Mass, volume, density, weight and specific gravity	31
1.3.16	Mass, Weight, Volume and Density - Related problems for mass, volume, density, weight and specific gravity	33
	<b>Speed and Velocity, Work, Power and Energy</b>	
1.4.17	Speed and Velocity, Work, Power and Energy - Work, power, energy, HP, IHP, BHP and efficiency	37
	<b>Heat &amp; Temperature and Pressure</b>	
1.5.18	Heat & Temperature and Pressure - Concept of heat and temperature, effects of heat, difference between heat and temperature, boiling point & melting point of different metals and non-metals	43
1.5.19	Heat & Temperature and Pressure - Concept of pressure - Units of pressure, atmospheric pressure, absolute pressure, gauge pressure and gauges used for measuring pressure	45

Exercise No.	Title of the Exercise	Page No.
1.6.20	<b>Basic Electricity</b> Basic electricity - Introduction and uses of electricity, electric current AC,DC their comparison, voltage, resistance and their units	52
1.7.21	<b>Mensuration</b> Mensuration - Area and perimeter of square, rectangle and parallelogram	56
1.7.22	Mensuration - Area and perimeter of triangles	60
1.7.23	Mensuration - Area and perimeter of circle, semi-circle, circular ring, sector of circle, hexagon and ellipse	64
1.7.24	Mensuration - Surface area and volume of solids - Cube, cuboid, cylinder, sphere and hollow cylinder	70
1.7.25	Mensuration - Finding the lateral surface area, total surface area and capacity in litres of hexagonal, conical and cylindrical shaped vessels	75
1.8.26	<b>Levers and Simple machines</b> Levers and Simple machines - Simple machines - Effort and load, mechanical advantage, velocity ratio, efficiency of machine, relationship between efficiency, velocity ratio and mechanical advantage	77
1.9.27	<b>Trigonometry</b> Trigonometry - Measurement of angles	79
1.9.28	Trigonometry - Trigonometrical ratios	81
1.9.29	Trigonometry - Trigonometrical tables	84

# SYLLABUS

1<sup>st</sup> Year

## Workshop Calculation & Science - Machinist Revised syllabus July 2022 under CTS

S.No.	Title	Time in Hrs
<b>I</b>	<b>Unit, Fractions</b> <ol style="list-style-type: none"> <li>1 Classification of Unit System</li> <li>2 Fundamental and Derived Units F.P.S, C.G.S, M.K.S and SI Units</li> <li>3 Measurement Units and Conversion</li> <li>4 Factors, HCF, LCM and Problems</li> <li>5 Fractions – Addition, Subtraction, Multiplication &amp; Division</li> <li>6 Decimal Fractions – Addition, Subtraction, Multiplication &amp; Division</li> <li>7 Solving Problems by using calculator</li> </ol>	<b>4</b>
<b>II</b>	<b>Square root, Ratio and Proportions, Percentage</b> <ol style="list-style-type: none"> <li>1 Square and Square root</li> <li>2 Simple problems using calculator</li> <li>3 Applications of Pythagoras theorem and related problems</li> <li>4 Ratio and Proportion</li> <li>5 Ratio and Proportion - Direct and Indirect proportions</li> <li>6 Percentage</li> <li>7 Percentage - Changing percentage to decimal and fraction</li> </ol>	<b>6</b>
<b>III</b>	<b>Mass, Weight, Volume, and Density</b> <ol style="list-style-type: none"> <li>1 Mass, volume, density, weight and specific gravity</li> <li>2 Related problems for mass, volume, density, weight and specific gravity</li> </ol>	<b>4</b>
<b>IV</b>	<b>Speed and Velocity, Work, Power and Energy</b> <ol style="list-style-type: none"> <li>1 Work, power, energy, HP, IHP, BHP and efficiency</li> </ol>	<b>2</b>
<b>V</b>	<b>Heat &amp; Temperature and Pressure</b> <ol style="list-style-type: none"> <li>1 Concept of heat and temperature, effects of heat, difference between heat and temperature, boiling point &amp; melting point of different metals and non-metals</li> <li>2 Concept of pressure - Units of pressure, atmospheric pressure, absolute pressure, gauge pressure and gauges used for measuring pressure</li> </ol>	<b>6</b>
<b>VI</b>	<b>Basic Electricity</b> <ol style="list-style-type: none"> <li>1 Introduction and uses of electricity, electric current AC, DC their comparison, voltage, resistance and their units</li> </ol>	<b>2</b>

S.No.	Title	Time in Hrs
<b>VII</b>	<b>Mensuration</b> <ol style="list-style-type: none"> <li>1 Area and perimeter of square, rectangle and parallelogram</li> <li>2 Area and perimeter of triangles</li> <li>3 Area and perimeter of circle, semi-circle, circular ring, sector of circle, hexagon and ellipse</li> <li>4 Surface area and Volume of solids - cube, cuboid, cylinder, sphere and hollow cylinder</li> <li>5 Finding the lateral surface area, total surface area and capacity in litres of hexagonal, conical and cylindrical shaped vessels</li> </ol>	<b>10</b>
<b>VIII</b>	<b>Levers and Simple Machines</b> <ol style="list-style-type: none"> <li>1 Simple machines - Effort and load, mechanical advantage, velocity ratio, efficiency of machine, relation between efficiency, velocity ratio and mechanical advantage</li> </ol>	<b>2</b>
<b>IX</b>	<b>Trigonometry</b> <ol style="list-style-type: none"> <li>1 Measurement of angles</li> <li>2 Trigonometrical ratios</li> <li>3 Trigonometrical tables</li> </ol>	<b>2</b>
	<b>Total</b>	<b>38</b>

## Unit, Fractions - Classification of unit system

**Necessity**

All physical quantities are to be measured in terms of standard quantities.

**Unit**

A unit is defined as a standard or fixed quantity of one kind used to measure other quantities of the same kind.

**Classification**

Fundamental units and derived units are the two classifications.

**Fundamental units**

Units of basic quantities of length, mass and time.

**Derived units**

Units which are derived from basic units and bear a constant relationship with the fundamental units. E.g. area, volume, pressure, force etc.

**Systems of units**

- F.P.S system is the British system in which the basic units of length, mass and time are foot, pound and second respectively.
- C.G.S system is the metric system in which the basic units of length, mass and time are centimeter, gram and seconds respectively.
- M.K.S system is another metric system in which the basic units of length, mass and time are metre, kilogram and second respectively.
- S.I. units are referred to as Systems International units which is again of metric and the basic units, their names and symbols are as follows.

Fundamental units and derived units are the two classifications of units.

Length, mass and time are the fundamental units in all the systems (i.e) F.P.S, C.G.S, M.K.S and S.I. systems.

**Example**

**Length:** What is the length of copper wire in the roll, if the roll of copper wire weighs 8kg, the dia of wire is 0.9cm and the density is 8.9 gm/cm<sup>3</sup>?

**Solution**

mass of copper wire in the roll = 8kg (or) 8000grams

Dia of copper wire in the roll = 0.9cm

Density of copper wire = 8.9 gm/cm<sup>3</sup>

Area of cross section of copper wire

$$= \frac{\pi d^2}{4} = \frac{\pi \times (0.9^2)}{4} = 0.636 \text{ cm}^2$$

Volume of copper wire

$$= \frac{\text{Mass of copper wire}}{\text{Density of copper wire}} = \frac{8000 \text{ grams}}{8.9 \text{ gm/cm}^3} = 898.88 \text{ cm}^3$$

Length of copper wire

$$= \frac{\text{Volume of copper wire}}{\text{Area of cross section of copper wire}} = \frac{898.88 \text{ cm}^3}{0.636 \text{ cm}^2} = 1413.33 \text{ cm}$$

Length of copper wire = 1413cm.

**Time:** The S.I. unit of time, the second, is another base units of S.I., it is defined as the time interval occupied by a number of cycles of radiation from the calcium atom. The second is the same quantity in the S.I. in the British and in the U.S. systems of units.

**Fundamental units of F.P.S, C.G.S, M.K.S and S.I**

S.No.	Basic quantity	British units		Metric units				International units	
		F.P.S	Symbol	C.G.S	Symbol	M.K.S	Symbol	S.I Units	Symbol
1	Length	Foot	ft	Centimetre	cm	Metre	m	Metre	m
2	Mass	Pound	lb	Gram	g	Kilogram	kg	Kilogram	Kg
3	Time	Second	s	Second	s	Second	s	Second	s
4	Current	Ampere	A	Ampere	A	Ampere	A	Ampere	A
5	Temperature	Fahrenheit	°F	Centigrade	°C	Centigrade	°C	Kelvin	K
6	Light intensity	Candela	Cd	Candela	Cd	Candela	Cd	Candela	Cd

## Unit, Fractions - Fundamental and Derived units F.P.S, C.G.S, M.K.S and SI units

Derived units of F.P.S, C.G.S, M.K.S and SI system

S.No	Physical quantity	British units		Metric units			International units	
		FPS	Symbol	CGS	Symbol	MKS	Symbol	SIUnits
1	Area	Square foot	ft <sup>2</sup>	Square centimetre	cm <sup>2</sup>	Square metre	m <sup>2</sup>	Square metre
2	Volume	Cubic foot	ft <sup>3</sup>	Cubic centimetre	cm <sup>3</sup>	Cubic metre	m <sup>3</sup>	Cubic metre
3	Density	Pound per cubic foot	lb/ft <sup>3</sup>	Gram per cubic centimetre	g/cm <sup>3</sup>	Kilogram per cubic metre	kg/m <sup>3</sup>	Kilogram per cubic metre
4	Speed	Foot per second	ft/s	Centimetre per second	cm/sec	Metre per second	m/sec	Metre per second
5	Velocity (linear)	Foot per second	ft/s	Centimetre per second	cm/sec	Metre per second	m/sec	Metre per second
6	Acceleration	Foot per square second	ft/s <sup>2</sup>	Centimetre per square second	cm/sec <sup>2</sup>	Metre per square second	m/sec <sup>2</sup>	Metre per square second
7	Retardation	Foot per square Second	ft/s <sup>2</sup>	Centimetre per square second	cm/sec <sup>2</sup>	Metre per square second	m/sec <sup>2</sup>	Metre square second
8	Angular velocity	Degree per second	Deg/sec	Radian per second	rad/sec	Radian per second	rad/sec	Radian per second
9	Mass	Pound (slug)	lb	Gram	g	Kilogram	kg	Kilogram
10	Weight	Pound	lb	Gram	g	Kilogram weight	kg	Newton
11	Force	Pounds	lbf	dyne	dyn	Kilogram force	kgf	Newton
12	Power	Foot pound per second	ft.lb/sec	Gram.centimetre/sec	g.cm/sec	kilogram metre per second	kg.m/sec	-
		Horse power	hp	Erg per second		watt	W	watt
13	Pressure, Stress	Pound per square inch	lb/in <sup>2</sup>	Gram per square centimetre	g/cm <sup>2</sup>	Kilogram per square metre	kg/m <sup>2</sup>	Newton per square metre
14	Energy, Work	Foot.pound	ft.lb	Gram centimetre	g.cm	Kilogram metre	kg.m	joule
15	Heat	British thermal unit	BTU	calorie	Cal	joule	J	joule
16	Torque	Pound force foot	lbf.ft	Newton millimetre	N mm	Kilogram metre	kg.m	Newton metre
17	Temperature	Degree Fahrenheit	°F	Degree Centigrade	°C	Kelvin	K	Kelvin



## Unit, Fractions - Measurement units and conversion

## Units and abbreviations

Quantity	Units	Abbreviation of unit
Calorific value	kilojoules per kilogram	kJ/kg
Specific fuel consumption	kilogram per hour per newton	kg/hr/N
Length	millimetre, metre, kilometre	mm, m, km
Mass	kilogram, gram	kg, g
Time	seconds, minutes, hours	s, min, h
Speed	centimetre per second, metre per second kilometre per hour, miles per hour	cm/s, m/s km/h, mph
Acceleration	metre-per-square second	m/s <sup>2</sup>
Force	newtons, kilonewtons	N, kN
Moment	newton-metres	Nm
Work	joules	J
Power	horsepower, watts, kilowatts	Hp, W, kW
Pressure	newton per square metre kilonewton per square metre	N/m <sup>2</sup> kN/m <sup>2</sup>
Angle	radian	rad
Angular speed	radians per second radians-per-square second revolutions per minute revolutions per second	rad/s rad/s <sup>2</sup> Rpm rev/s

## Decimal multiples and parts of unit

Decimal power	Value	Prefixes	Symbol	Stands for
10 <sup>12</sup>	1000000000000	tera	T	billion times
10 <sup>9</sup>	1000000000	giga	G	thousand millintimes
10 <sup>6</sup>	1000000	mega	M	million times
10 <sup>3</sup>	1000	kilo	K	thousand times
10 <sup>2</sup>	100	hecto	h	hundred times
10 <sup>1</sup>	10	deca	da	ten times
10 <sup>-1</sup>	0.1	deci	d	tenth
10 <sup>-2</sup>	0.01	centi	c	hundredth
10 <sup>-3</sup>	0.001	milli	m	thousandth
10 <sup>-6</sup>	0.000001	micro	μ	millionth
10 <sup>-9</sup>	0.000000001	nano	n	thousand millionth
10 <sup>-12</sup>	0.000000000001	pico	p	billionth

**SI units and the British units:**

Quantity	SI unit → British unit	British unit → SI unit
Length	1 m = 3.281 ft 1 km = 0.621 mile	1 ft = 0.3048 m 1 mile = 1.609 km
Speed	1 m/s = 3.281 ft/s 1 km/h = 0.621 mph	1 ft/s = 0.305 m/s 1 mph = 1.61 km/h
Acceleration	1 m/s <sup>2</sup> = 3.281 ft/s <sup>2</sup>	1 ft/s <sup>2</sup> = 0.305 m/s <sup>2</sup>
Mass	1 kg = 2.205 lb	1 lb = 0.454 kg
Force	1 N = 0.225 lbf 1 MN	1 lbf = 4.448 N 1 million newtons
Torque	1 Nm = 0.738 lbf ft	1 lbf ft = 1.355 Nm
Pressure	1 N/m <sup>2</sup> = 0.000145 lbf/in <sup>2</sup> 1 Pa = 1 N/m <sup>2</sup> 1 bar = 14.5038 lbf/in <sup>2</sup>	1 lbf/in <sup>2</sup> = 6.896 kN/m <sup>2</sup> 1 lbf/in <sup>2</sup> = 6.895 kN/m <sup>2</sup>
Energy, work	1 J = 0.738 ft lbf 1 J = 0.239 calorie 1 kJ = 0.948 BTU (1 therm = 100 000 BTU) 1 kJ = 0.526 CHU	1 ft lbf = 1.355 J 1 calorie = 4.186 J 1 BTU = 1.055 kJ 1 CHU = 1.9 kJ
Power	1 kW = 1.34 hp	1 hp = 0.7457 kW
Fuel consumption	1 km/L = 2.82 mile/gallon	1 mpg = 0.354 km/L
Specific fuel consumption	1 kg/kWh = 1.65 lb/bhp h 1 litre/kWh = 1.575 pt/bhp h	1 lb/bhp h = 0.606 kg/kWh 1 pt/bhp h = 0.631 litre/kWh
Calorific value	1 kJ/kg = 0.43 BTU/lb 1 kJ/kg = 0.239 CHU/lb	1 BTU/lb = 2.326 kJ/kg 1 CHU/lb = 4.188 kJ/kg

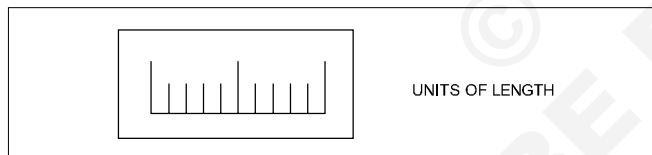
## Prefixes for decimal multiples and submultiples

Use		
1 Megapascal	= 1 MPa	= 1000000 Pa
1 Kilowatt	= 1 kW	= 1000 W
1 Hectolitre	= 1 hL	= 100 L
Decanewton	= 1 daN	= 10 N
Decimetre	= 1 dm	= 0.1 m
1 Centimetre	= 1 cm	= 0.01 m
1 Millimetre	= 1 mm	= 0.001 m
1 Micrometre	= 1 $\mu$ m	= 0.000001 m

## Conversion factors

1 inch	= 25.4 mm
1 mm	= 0.03937 inch
1 metre	= 39.37 inch
1 micron	= 0.00003937"
1 kilometre	= 0.621 miles
1 pound	= 453.6 g
1 kg	= 2.205 lbs
1 metric ton	= 0.98 ton

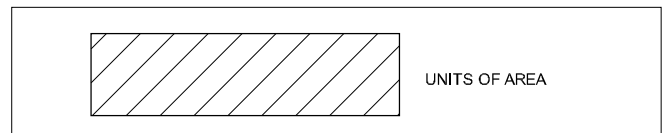
## Units of physical quantities



### Units of length

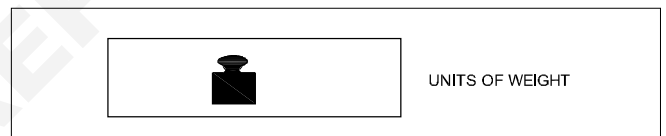
Micron	1 $\mu$	= 0.001 mm
Millimetre	1 mm	= 1000 $\mu$
Centimetre	1 cm	= 10 mm
Decimetre	1 dm	= 10 cm
Metre	1 m	= 10 dm
Kilometre	1 km	= 1000 m
Inch	1"	= 25.4 mm
Foot	1'	= 0.305 m
Yard	1 Yd	= 0.914 m
Nautical mile	1 NM	= 1852 m
Geographical mile	1	= 1855.4 m

## Units of area

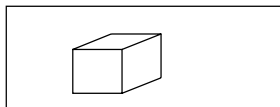


Square millimetre	1 mm <sup>2</sup>	
Square centimetre	1 cm <sup>2</sup>	= 100 mm <sup>2</sup>
Square decimetre	1 dm <sup>2</sup>	= 100 cm <sup>2</sup>
Square metre	1 m <sup>2</sup>	= 100 dm <sup>2</sup>
Are	1 a	= 100 m <sup>2</sup>
Hectare	1 ha	= 100 a
Square kilometre	1 km <sup>2</sup>	= 100 ha
Square inch	1 sq.in	= 6.45 cm <sup>2</sup>
Square foot	1 sq.ft	= 0.093 m <sup>2</sup>
Square yard	1 sq.yd	= 0.84 m <sup>2</sup>
Square metre	1 m <sup>2</sup>	= 10.76 ft <sup>2</sup>
Acre	1	= 40.5 a
1 Acre = 100 cent		1 Hectare = 2.47 acres
1 Cent = 436 Sq. ft.		1 acre = 0.4047 Hectare
1 Ground = 2400 Sq.ft.		1 Hectare = 10000 sq. metre

## Units of weight



Milligram - force	1 mgf	
Gram-force	1 gf	= 1000 mgf
Kilogram-force	1 kgf	= 1000 gf
Tonne	1 t	= 1000 kgf
Ounce	1	= 28.35 gf
Pound	1 lbs	= 0.454 kgf
Long ton	1	= 1016 kgf
Short ton	1	= 907 kgf

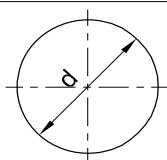


## UNITS OF VOLUME AND CAPACITY

### Units of volume and capacity

Cubic millimetre	1 mm <sup>3</sup>	
Cubic centimetre	1 cm <sup>3</sup>	= 1000 mm <sup>3</sup>
Cubic decimetre	1 dm <sup>3</sup>	= 1000 cm <sup>3</sup>
Cubic metre	1 m <sup>3</sup>	= 1000 dm <sup>3</sup>
Litre	1 l	= 1 dm <sup>3</sup>
Hectolitre	1 hl	= 100 l
Cubic inch	1 cu. in	= 16.387 cm <sup>3</sup>
Cubic foot	1 cu. ft	= 28317 cm <sup>3</sup>
Gallon (British)	1 gal	= 4.54 l
1 cubic metre	1 m <sup>3</sup>	= 1000 litres
1000 Cu.cm	1000 cm <sup>3</sup>	= 1 litre
1 cubic foot	1 ft <sup>3</sup>	= 6.25 Gallon
1 litre	1lt	= 0.22 Gallon

### Circular unit



## CIRCULAR OF UNIT

### Radian

Relationship between Radian and Degree

$$1 \text{ Radian} = \frac{180^\circ}{\pi}$$

$$180^\circ = \pi \text{ Radian;}$$

$$1 \text{ Degree} = \frac{\pi}{180} \text{ Radian}$$

### Work



## WORK

Kilogram-force	1 kgfm	= 9.80665 J
Metre	1 kgfm	= 9.80665 Ws
Joule	1 J	= 1 Nm
Watt-second	1 Ws	= 0.102 kgfm
Kilowatt hour	1 kWh	= 3.6 x 10 <sup>6</sup> J
		= 859.8456 kcal <sub>IT</sub>
I.T.Kilocalorie	1 kcal <sub>IT</sub>	= 426.kgfm

### Power



## POWER

Kilogram-force metre/second

1 kgfm/s	= 9.80665 W
Kilowatt	1 kW = 1000 W = 1000 J/s
	= 102 kgfm/s (approx.)
Metric horse power	1 HP = 75 kgfm/s
	= 0.736 kW
1 Calorie	= 4.187J
I.T.Kilocalorie/hour	= 1 kcal <sub>IT/h</sub> = 1.163 W

### Pressure

Pascal	1 Pa	= 1 N/m <sup>2</sup>	1 atm	= 101325 Pa
Bar	1 bar = 10N/cm <sup>2</sup>	= 100000 Pa–Torr	1 torr	= $\frac{101325}{760} \approx 133.32 \text{ pa}$
Atmosphere	1 atm	= 1 kgf/cm <sup>2</sup>	1 kgf/cm <sup>2</sup>	= 735.6 mm of mercury

### TEMPERATURE

Scale	Freezing point	Boiling point
Centigrade (°C)	0°C	100°C
Fahrenheit (°F)	32°F	212°F
Kelvin (K)	273K	373K
Reaumur (°R)	0°R	80°R

## TEMPERATURE



$$\frac{^\circ\text{R}}{80} = \frac{^\circ\text{C}}{100} = \frac{\text{K}-273}{100} = \frac{^\circ\text{F}-32}{180}$$

## FORCE

<b>Force</b>	In C.G.S. System : Force (Dyne) = Mass (gm) X Acceleration (cm/sec <sup>2</sup> )
	In F.P.S. System : Force (Poundal) = Mass (lb) X Acceleration (ft./sec <sup>2</sup> )
	In M.K.S System : Force (Newton) = Mass (Kg) x Acceleration (mtr./sec <sup>2</sup> )
1 Dyne	= 1 gm x 1 cm/sec <sup>2</sup>
1 Poundal	= 1 lb x 1 ft/sec <sup>2</sup>
1 Newton	= 1 kg x 1 mtr/sec <sup>2</sup> = 10 <sup>5</sup> dynes
1gm weight	= 981 Dynes
1 lb weight	= 32 Poundals
1 kg weight	= 9.81 Newtons

## ELECTRICAL QUANTITIES

V	Electric potential	V	Volt	V(W/A)
E	Electromotive force	V	Volt	V(W/A)
I	Electric current	A	Ampere	A
R	Electric resistance	Ω	Ohm	Ω (V/A)
e	Specific resistance	Ω m	Ohm metre	Vm/A
G	Conductance	Ω <sup>-1</sup>	Siemens	S

ELECTRICAL  
QUANTITIES



### Assignment - Answer the following question.

- Convert 320 kilometres into miles \_\_\_\_\_
- Convert 16 tons into kilograms \_\_\_\_\_
- Convert 40 inches into centimetres \_\_\_\_\_
- Convert 8 metres into feet \_\_\_\_\_
- Convert 2.5 gallons into litres \_\_\_\_\_
- Convert 5 litres into gallons \_\_\_\_\_
- 120°C = \_\_\_\_\_ °F.
- Expand the abbreviations of the following
  - N/m<sup>2</sup>
  - RPM
- Convert the following S.I. units as required.
  - Length
    - 3.4 m = \_\_\_\_\_ mm
    - 10.2 km = \_\_\_\_\_ mile
  - Mass
    - 650 g = \_\_\_\_\_ kg
    - 120 mg = \_\_\_\_\_ g
  - Force
    - 1.2 N = \_\_\_\_\_ kg
    - 25 kg = \_\_\_\_\_ N
  - Work, energy, amount of heat
    - 120 KJ = \_\_\_\_\_ J
    - 300 wh = \_\_\_\_\_ kwh
  - Power
    - 0.2 kW = \_\_\_\_\_ W
    - 350 W = \_\_\_\_\_ kW
  - Convert as required.
    - 5 N = \_\_\_\_\_ KN

## Unit, Fractions - Factors, HCF, LCM and problems

## Prime Numbers and whole Numbers

## Factor

A factor is a small number which divides exactly into a bigger number.e.g.

To find the factors of 24, 72, 100 numbers

$$24 = 2 \times 2 \times 2 \times 3$$

$$72 = 2 \times 2 \times 2 \times 3 \times 3$$

$$100 = 2 \times 2 \times 5 \times 5$$

The numbers 2,3,5 are called factors.

## Definition of a prime factor

Prime factor is a number which divides a prime number into factors.e.g.

$$57 = 3 \times 19$$

The numbers 3 and 19 are prime factors.

They are called as such, since 3 & 19 also belong to prime number category.

## Definition of H.C.F

The Highest Common Factor

The H.C.F of a given group of numbers is the highest number which will exactly divide all the numbers of that group.e.g.

To find the H.C.F of the numbers 24, 72, 100

$$24 = 2 \times 2 \times 2 \times 3$$

$$72 = 2 \times 2 \times 2 \times 3 \times 3$$

$$100 = 2 \times 2 \times 5 \times 5$$

The factors common to all the three numbers are

$$2 \times 2 = 4. \text{ So HCF} = 4.$$

## Definition of L.C.M

Lowest common multiple

The lowest common multiple of a group of numbers is the smallest number that will contain each number of the given group without a remainder.e.g.

- Factorise the following numbers

$$7, 17, 20, 66, 128$$

7, 17 - These two belong to Prime numbers. Hence no factor except unity and itself.

$$\begin{array}{r|l} 2 & 20 \\ 2 & 10 \\ & 5 \end{array}$$

Factors of 20 =  $2 \times 2 \times 5$

$$\begin{array}{r|l} 2 & 66 \\ 3 & 33 \\ & 11 \end{array}$$

Factors of 66 =  $2 \times 3 \times 11$

$$\begin{array}{r|l} 2 & 128 \\ 2 & 64 \\ 2 & 32 \\ 2 & 16 \\ 2 & 8 \\ 2 & 4 \\ & 2 \end{array}$$

Factors of 128 =  $2 \times 2 \times 2 \times 2 \times 2 \times 2 \times 2$

- Select prime numbers from 3 to 29  
3, 5, 7, 11, 13, 17, 19, 23, 29
- Find the HCF of the following group of numbers HCF of 78, 128, 196

$$\begin{array}{r|l} 2 & 78 \\ 3 & 39 \\ & 13 \end{array}$$

$$78 = 2 \times 3 \times 13$$

$$\begin{array}{r|l} 2 & 128 \\ 2 & 64 \\ 2 & 32 \\ 2 & 16 \\ 2 & 8 \\ 2 & 4 \\ & 2 \end{array}$$

$$128 = 2 \times 2 \times 2 \times 2 \times 2 \times 2 \times 2$$

$$\begin{array}{r|l} 2 & 196 \\ 2 & 98 \\ & 49 \end{array}$$

$$196 = 2 \times 2 \times 49$$

$$\text{HCF} = 2$$

- Find LCM of 84, 92, 76

$$\text{LCM} = \begin{array}{r|l} 2 & 84, 92, 76 \\ 2 & 42, 46, 38 \\ 3 & 21, 23, 19 \\ & 7, 23, 19 \end{array}$$

$$\text{LCM} = 2 \times 2 \times 3 \times 7 \times 23 \times 19 = 36708$$

- To find out the LCM of 36, 108, 60

$$\begin{array}{r|l} 2 & 36, 108, 60 \\ 2 & 18, 54, 30 \\ 3 & 9, 27, 15 \\ 3 & 3, 9, 5 \\ & 1, 3, 5 \end{array}$$

LCM of the number

$$36, 108, 60 = 2 \times 2 \times 3 \times 3 \times 3 \times 5 = 540$$

The necessity of finding LCM and HCF arises in subtraction and addition of fractions.

## Unit, Fractions - Fractions - Addition, subtraction, multiplication &amp; division

**Description**

A minimal quantity that is not a whole number. For e.g. .

$\frac{1}{5}$  a vulgar fraction consists of a numerator and denominator.

**Numerator/Denominator**

The number above the line in a vulgar fraction showing how many of the parts indicated by the denominator are taken is the numerator. The total number of parts into which the whole quantity is divided and written below the line in a vulgar fraction is the denominator. e.g.

$$\frac{1}{4}, \frac{3}{4}, \frac{7}{12}$$

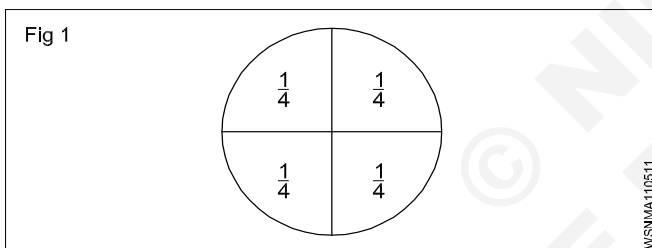
1,3,7 - numerators

4,12 - denominators

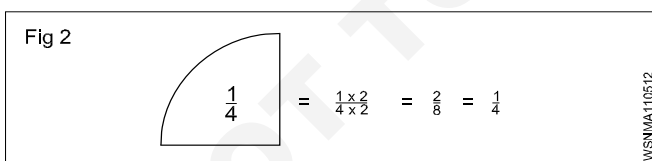
**Fraction: Concept**

Every number can be represented as a fraction.e.g.

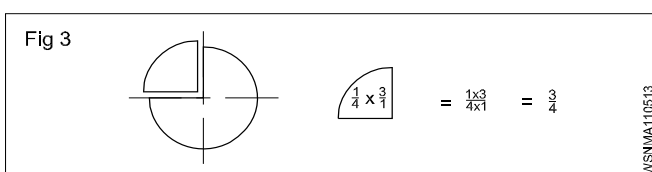
$1\frac{1}{4} = \frac{5}{4}$ , A full number can be represented as an apparent fraction.e.g. (Fig 1)

**Fraction: Value**

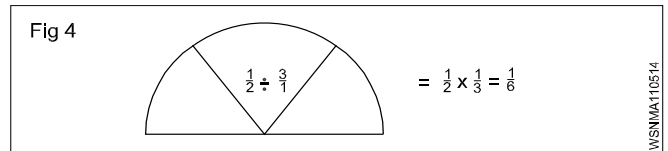
The value of a fraction remains the same if the numerator and denominator of the fraction are multiplied or divided by the same number.(Fig 2)

**Multiplication**

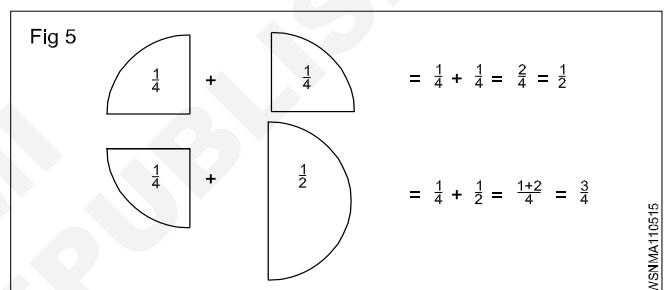
When fractions are to be multiplied, multiply all the numerators to get the numerator of the product and multiply all the denominators to form the denominator of the product. (Fig 3)

**Division**

When a fraction is divided by another fraction the dividend is multiplied by the reciprocal of the divisor. (Fig 4)

**Addition and Subtraction**

The denominators of the fractions should be the same when adding or subtracting the fractions. Unequal denominators must first be formed into a common denominator. It is the lowest common denominator and it is equal to the product of the most common prime numbers of the denominators of the fractions in question.(Fig 5)

**Examples**

- Multiply  $\frac{3}{4}$  by  $\frac{2}{3}$ ,

$$\frac{3}{4} \times \frac{2}{3} = \frac{6}{12} = \frac{1}{2}$$

- Divide  $\frac{3}{8}$  by  $\frac{3}{4}$ ,

$$\frac{3}{8} \div \frac{3}{4} = \frac{3}{8} \times \frac{4}{3} = \frac{1}{2}$$

- Add  $\frac{3}{4}$  and  $\frac{2}{3}$ ,

$$\frac{3}{4} + \frac{2}{3} = \frac{9}{12} + \frac{8}{12} = \frac{17}{12} = 1\frac{5}{12}$$

- sub  $\frac{7}{16}$  from  $\frac{17}{32}$

$$\frac{17}{32} - \frac{7}{16} = \frac{17}{32} - \frac{14}{32} = \frac{(17-14)}{32} = \frac{3}{32}$$

## Types of fractions

- Proper fractions are less than unity. Improper fractions have their numerators greater than the denominators.
- A mixed number has a full number and a fraction.

## Addition of fraction

$$\text{Add } \frac{1}{2} + \frac{1}{8} + \frac{5}{12}$$

To add these fractions we have to find out L.C.M of denominators 2,8,12.

Find L.C.M of 2,8,12

Step 1 L.C.M

2	2,8,12
2	1,4,6
	1,2,3

Factors are 2,2,2,3

Hence L.C.M =  $2 \times 2 \times 2 \times 3 = 24$

Step 2

$$\begin{aligned} \frac{1}{2} + \frac{1}{8} + \frac{5}{12} &= \frac{12}{24} + \frac{3}{24} + \frac{10}{24} \\ &= \frac{12+3+10}{24} = \frac{25}{24} = 1\frac{1}{24} \end{aligned}$$

## Subtraction of fraction

$$\text{subtract } 9\frac{15}{32} \text{ from } 17\frac{9}{16} \text{ or } (17\frac{9}{16} - 9\frac{15}{32})$$

Step 1: Subtract whole number first  $17 - 9 = 8$

Step 2: L.C.M of 16,32 = 32

Since number 16 divides the number 32

$$\text{Subtracting fractions} = \frac{3}{32}$$

Adding with whole number from Step 1

$$\text{we get } 8 + \frac{3}{32} = 8\frac{3}{32}$$

## Common fractions

Problems with plus and minus sign

Example

$$\text{solve } 3\frac{3}{4} + 6\frac{7}{8} - 4\frac{5}{16} - \frac{9}{32}$$

Rule to be followed

- 1 Add all whole numbers
- 2 add all + Numbers
- 3 Add all - Numbers
- 4 Find L.C.M of all denominators

Solution

Step 1: Add whole numbers =  $3 + 6 - 4 = 5$

$$\text{Step 2: Add fractions} = \frac{3}{4} + \frac{7}{8} - \frac{5}{16} - \frac{9}{32}$$

L.C.M of 4,8,16,32 is 32

$$\begin{aligned} & \frac{24 + 28 - 10 - 9}{32} \\ &= \frac{52 - 19}{32} \\ &= \frac{33}{32} = 1\frac{1}{32} \end{aligned}$$

Step 3: Adding again with the whole number

$$\text{we get } 5 + 1\frac{1}{32} = 6\frac{1}{32}$$

## Examples

### Common fractions

- Multiply

$$\text{a } \frac{3}{8} \text{ by } \frac{4}{7} = \frac{3}{8} \times \frac{4}{7} = \frac{3}{14} \quad \text{b } \frac{2}{3} \times \frac{3}{4} \times \frac{5}{8} = \frac{5}{16}$$

- Division

$$\text{a } \frac{5}{16} \div \frac{5}{32} = \frac{5}{16} \times \frac{32}{5} = 2$$

$$\text{b } 4\frac{2}{3} \div 3\frac{1}{7} = \frac{14}{3} \div \frac{22}{7} = \frac{14}{3} \times \frac{7}{22} = \frac{49}{33} = 1\frac{16}{33}$$

- Addition

$$\frac{1}{2} + \frac{1}{4} + \frac{1}{8}$$

L.C.M = 2,4,8 = 8

$$\frac{1}{2} + \frac{1}{4} + \frac{1}{8} = \frac{4+2+1}{8} = \frac{7}{8}$$

- Subtraction

$$\begin{aligned} 5\frac{1}{4} - 3\frac{3}{4} &= 5 - 3 + \frac{1}{4} - \frac{3}{4} \\ &= 2 + \frac{1}{4} - \frac{3}{4} = 2 - \frac{2}{4} \\ &= \frac{9}{4} - \frac{3}{4} = \frac{9-3}{4} \\ &= \frac{6}{4} = \frac{3}{2} = 1\frac{1}{2} \end{aligned}$$



## Assignment

1 Convert the following into improper fractions.

a  $1\frac{2}{7} = \underline{\hspace{2cm}}$

b  $4\frac{3}{5} = \underline{\hspace{2cm}}$

c  $3\frac{3}{5} = \underline{\hspace{2cm}}$

2 Convert the following into mixed numbers.

a  $\frac{12}{11} = \underline{\hspace{2cm}}$

b  $\frac{36}{14} = \underline{\hspace{2cm}}$

c  $\frac{18}{10} = \underline{\hspace{2cm}}$

3 Place the missing numbers.

a  $\frac{11}{13} = \frac{x}{91}$  \_\_\_\_\_

b  $\frac{3}{5} = \frac{42}{x}$  \_\_\_\_\_

c  $\frac{9}{14} = \frac{x}{98}$  \_\_\_\_\_

4 Simplify.

a  $\frac{45}{60} = \underline{\hspace{2cm}}$

b  $\frac{8}{12} = \underline{\hspace{2cm}}$

5 Multiply.

a  $5 \times \frac{2}{3} = \underline{\hspace{2cm}}$

b  $\frac{3}{4} \times 2 = \underline{\hspace{2cm}}$

c  $\frac{3}{4} \times \frac{5}{6} = \underline{\hspace{2cm}}$

6 Divide

a  $\frac{1}{4} \div \frac{3}{4} = \underline{\hspace{2cm}}$

b  $6 \div \frac{3}{4} = \underline{\hspace{2cm}}$

c  $\frac{3}{4} \div \frac{2}{7} = \underline{\hspace{2cm}}$

7 Place the missing numbers.

a  $\frac{2}{3} = \frac{1}{12} \times \underline{\hspace{2cm}}$

b  $\frac{14}{24} = \frac{1}{12} \times \underline{\hspace{2cm}}$

c  $\frac{7}{8} = \frac{1}{12} \times \underline{\hspace{2cm}}$

8 Add the followings:

a  $\frac{3}{4} + \frac{7}{12} = \underline{\hspace{2cm}}$

b  $\frac{7}{8} + \frac{3}{4} = \underline{\hspace{2cm}}$

9 Subtract

a  $\frac{4}{5} - \frac{2}{5} = \underline{\hspace{2cm}}$

b  $\frac{5}{6} - \frac{3}{4} = \underline{\hspace{2cm}}$

10 Simplify

a  $2\frac{6}{7} - \frac{3}{8} - \frac{1}{3} - 1\frac{1}{16} = \underline{\hspace{2cm}}$

b  $2\frac{2}{7} - \frac{5}{6} + 8 = \underline{\hspace{2cm}}$

11 Express as improper fractions

a  $5\frac{3}{4}$

b  $3\frac{5}{64}$

c  $1\frac{5}{12}$

## Unit, Fractions - Decimal fractions - Addition, subtraction, multiplication & division

### Description

Decimal fraction is a fraction whose denominator is 10 or powers of 10 or multiples of 10 (i.e.) 10, 100, 1000, 10000 etc. Meaning of a decimal number:-

12.3256 means

$$(1 \times 10) + (2 \times 1) + \frac{3}{10} + \frac{2}{100} + \frac{5}{1000} + \frac{6}{10000}$$

### Representation

The denominator is omitted. A decimal point is placed at different positions of the number corresponding to the magnitude of the denominator

$$\text{Ex. } \frac{5}{10} = 0.5, \frac{35}{100} = 0.35, \frac{127}{10000} = 0.0127, \frac{3648}{1000} = 3.648$$

### Addition and subtraction

Arrange the decimal fractions in a vertical order, placing the decimal point of each fraction to be added or subtracted, in succession one below the other, so that all the decimal points are arranged in a straight line. Add or subtract as you would do for a whole number and place the decimal point in the answer below the column of decimal points.

Decimal fractions less than 1 are written with a zero before the decimal point. Example:  $45/100 = 0.45$  (and not simply .45)

Add  $0.375 + 3.686$

$$\begin{array}{r} 0.375 \\ 3.686 \\ \hline 4.061 \end{array}$$

Subtract 18.72 from 22.61

$$\begin{array}{r} 22.61 \\ 18.72 \\ \hline 3.89 \end{array}$$

### Multiplication

Ignore the decimal points and multiply as whole numbers. Find the total number of digits to the right of the decimal point. Insert the decimal point in the answer such that the number of digits to the right of the decimal point equals to the sum of the digits found to the right of the decimal points in the problem.

Multiply 2.5 by 1.25

=  $25 \times 125 = 3125$ . The sum of the figures to the right of decimal point is 3. Hence the answer is 3.125.

### Division

Move the decimal point of the divisor to the right to make it a full number. Move the decimal point in the dividend to

the same number of places, adding zeroes if necessary. Then divide.

Divide 0.75 by 0.25

$$0.25 \overline{)0.75}$$

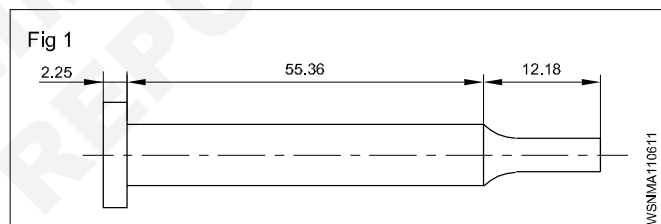
$$\frac{0.75}{0.25} \times \frac{100}{100} = \frac{75}{25}$$

$$25 \overline{)75} = 3$$

**Move the decimal point in the multiplicand to the right to one place if the multiplier is 10, and to two places if the multiplier is 100 and so on. When dividing by 10 move the decimal point one place to the left, and, if it is by 100, move them point by two places and so on.**

### Example

Allowance allowing 3 mm for cutting off each pin, how many pins can be made from a 900 mm long bar and how much material will be left out?



$$\begin{aligned} \text{Total Length of pin} &= 2.25 + 55.36 + 12.18 \\ &= 69.79 \text{ mm} \end{aligned}$$

$$\text{Cutting allowance} = 3 \text{ mm}$$

$$\begin{aligned} \text{Total Length} &= \text{length of pin} + \text{cutting allowance} \\ &= 69.79 \text{ mm} + 3 \text{ mm} \\ &= 72.79 \text{ mm} \end{aligned}$$

$$\text{Length of the bar} = 900 \text{ mm}$$

$$\begin{aligned} \text{No. of pins to be cut} &= \frac{900}{72.79} = 12.394 \\ &= 12 \text{ pins} \end{aligned}$$

$$\begin{aligned} \text{Left out material} &= \text{Total length} - \text{length of pin} + \text{cutting allowance} \\ &= 900 - 12 \times 69.79 + 12 \times 3 \\ &= 900 - 837.48 + 36 \\ &= 900 - 873.48 \end{aligned}$$

$$\text{Left out length} = 26.52 \text{ mm}$$

## Conversion of Decimals into fractions and vice-versa

- Convert decimal into fractions

### Example

Convert 0.375 to a fraction

Now place 1 under the decimal point followed by as many zeros as there are numbers

$$0.375 = \frac{375}{1000} = \frac{15}{40} = \frac{3}{8}$$

$$0.375 = \frac{3}{8}$$

- Convert fraction into decimal

### Example

- Convert  $\frac{9}{16}$  to a decimal

Proceed to divide  $\frac{9}{16}$  in the normal way of division but put zeros (as required) after the number 9 (Numerator)

$$\begin{array}{r} 0.5625 \\ 16 \overline{)90000} \\ \underline{80} \phantom{00} \\ 100 \phantom{00} \\ \underline{96} \phantom{00} \\ 40 \phantom{00} \\ \underline{32} \phantom{00} \\ 80 \phantom{00} \\ \underline{80} \phantom{00} \\ 0 \end{array}$$

$$\frac{9}{16} = 0.5625$$

## Recurring decimals

While converting from fraction to decimals, some fractions can be divided exactly into a decimal. In some fractions the quotient will not stop. It will continue and keep recurring. These are called recurring decimals.

### Examples

- convert  $\frac{1}{3}, \frac{2}{3}, \frac{1}{7}$

$$a \quad \frac{1}{3} = \frac{10000}{3} = 0.3333 - \text{Recurring}$$

$$b \quad \frac{2}{3} = \frac{20000}{3} = 0.666 - \text{Recurring}$$

$$c \quad \left( \frac{1}{7} = \frac{10000}{7} = 0.142857142 - \text{Recurring} \right)$$

## Method of writing approximations in decimals

$$\begin{array}{lll} 1.73556 & = 1.7356 & \text{Correct to 4 decimal places} \\ 5.7343 & = 5.734 & \text{Correct to 3 decimal places} \\ 0.9345 & = 0.94 & \text{Correct to 2 decimal places} \end{array}$$

## Multiplication and division by 10, 100, 1000

Multiplying decimals by 10

A decimal fraction can be multiplied by 10, 100, 1000 and so on by moving the decimal point to the right by as many places as there are zeros in the multiplier.

- $4.645 \times 10 = 46.45$  (one place)
- $4.645 \times 100 = 464.5$  (two places)
- $4.645 \times 1000 = 4645$  (three places)

Dividing decimals by 10

A decimal fraction can be divided by 10, 100, 1000 and so on, by moving the decimal point to the left by as many places as required in the divisor by putting zeros

### Examples

- $3.732 \div 10 = 0.3732$  (one place)
- $3.732 \div 100 = 0.03732$  (two places)
- $3.732 \div 1000 = 0.003732$  (three places)

### Examples

- Rewrite the following number as a fraction

$$453.273$$

$$453.273$$

$$= (4 \times 100) + (5 \times 10) + (3 \times 1) + \frac{2}{10} + \frac{7}{100} + \frac{3}{100}$$

$$= 453 \frac{273}{1000}$$

- Write the representation of decimal places in the given number 0.386

3 - 1st decimal place

8 - 2nd decimal place

6 - 3rd decimal place

- Write approximations in the following decimals to 3 places.

$$a \quad 6.9453 \longrightarrow 6.945$$

$$b \quad 8.7456 \longrightarrow 8.746$$

- Convert fraction to decimal

$$\frac{21}{24} = \frac{7}{8} = 0.875$$

- Convert decimal to fraction

$$0.0625 = \frac{625}{10000} = \frac{5}{80} = \frac{1}{16}$$

## Assignment


- 1 Write down the following decimal numbers in the expanded form.
- a 514.726
- b 902.524
- 2 Write the following decimal numbers from the expansion.
- a  $500 + 70 + 5 + \frac{3}{10} + \frac{2}{100} + \frac{9}{1000}$
- b  $200 + 9 + \frac{1}{10} + \frac{3}{100} + \frac{5}{1000}$
- 3 Convert the following decimals into fractions in the simplest form.
- a 0.72
- b 5.45
- c 3.64
- d 2.05
- 4 Convert the following fraction into decimals
- a  $\frac{3}{5}$
- b  $\frac{10}{4}$
- c  $24 \frac{54}{1000}$
- d  $\frac{12}{25}$
- e  $\frac{8}{25}$
- f  $1 \frac{3}{25}$
- 5 Addition of decimals
- a  $4.56 + 32.075 + 256.6245 + 15.0358$
- b  $462.492 + 725.526 + 309.345 + 626.602$
- 6 Subtract the following decimals
- a  $612.5200 - 9.6479$
- b  $573.9246 - 215.6000$
- 7 Add and subtract the following
- a  $56.725 + 48.258 - 32.564$
- b  $16.45 + 124.56 + 62.7 - 3.243$
- 8 Multiply the following
- a By 10, 100, 1000
- i  $3.754 \times 10$
- ii  $8.964 \times 100$
- iii  $2.3786 \times 1000$
- iv  $0.005 \times 1000$
- b By whole numbers
- i  $8.4 \times 7$
- ii  $56.72 \times 8$
- c By another decimal figure (use calculator)
- i  $15.64 \times 7.68$
- ii  $2.642 \times 1.562$
- 9 Divide the following
- a  $\frac{62.5}{25}$
- b  $\frac{64.56}{10}$
- c  $\frac{0.42}{100}$
- d  $\frac{48.356}{1000}$
- 10 Division
- a  $\frac{16.8}{1.2}$
- b  $\frac{1.54}{1.1}$
- 11 Change the fraction into a decimal
- i  $1 \frac{5}{8}$
- ii  $\frac{12}{25}$
- 12 Find the value
- $20.5 \times 40 \div 10.25 + 18.50$

## Unit, Fractions - Solving problems by using calculator

A pocket calculator allows to spend less time in doing tedious calculations. A simple pocket calculator enables to do the arithmetical calculations of addition, subtraction, multiplication and division, while a scientific type of calculator can be used for scientific and technical calculations also.

No special training is required to use a calculator. But it is suggested that a careful study of the operation manual of the type of the calculator is essential to become familiar with its capabilities. A calculator does not think and do. It is left to the operator to understand the problem, interpret the information and key it into the calculator correctly.

### Constructional Details (Fig 1)



The key board is divided into five clear and easily recognizable areas and the display.

#### • Data entry keys

The entry keys are from 0 .....to 9

and a key for the decimal point ..

#### • Clearing keys

These keys have the letter 'C'

C CLR Clear totally

CE Clear entry only

CM , MC Clear memory

- + Addition key
- Subtraction key
- x Multiplication key
- ÷ Division key
- = Equals key to display the result

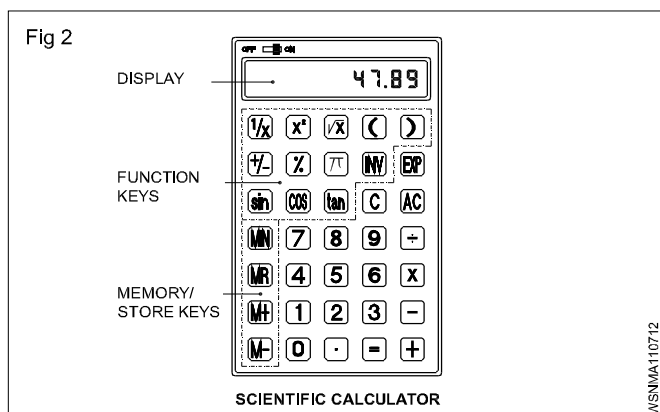
#### • Function keys

- $\pi$  Pi key
- $\sqrt{x}$  Square root key
- % Percentage key
- +/- Sign change key
- $x^2$  Square key
- $\frac{1}{x}$  Reciprocal key

#### • Memory keys

- M Store the display number
- M+ The displayed value is added to the memory
- M- The displayed value is subtracted from the memory
- MR RCL The stored value is recalled on to the display

Further functional keys included in Scientific calculators are as shown in Fig 2.



WISNMA110712

**Sin Cos Tan ( )** For trigonometric functions and for brackets

**Exp** Exponent key

**INV** Some of the keys have coloured lettering above or below them. To use a function in coloured lettering, press INV key. INV will appear on the display. Then press the key that the coloured lettering identifies. INV will disappear from the display.

**log** , **INV** **10<sup>x</sup>** to obtain the logarithm of the displayed number and the antilogarithm of the displayed value.

**INV** **R-P** to convert displayed rectangular coordinates into polar coordinates.

**INV** **P-R** to convert displayed polar coordinates into rectangular coordinates.

#### • The display

The display shows the input data, interim results and answers to the calculations.

**The arrangement of the areas can differ from one make to another. Keying in of the numbers is done via. an internationally agreed upon set of ten keys in the order that the numbers are written.**

Rules and Examples:

#### • Addition: Example 18.2 + 5.7

Sequence	Input	Display
Input of the 1st term of the sum	<b>1</b> <b>8</b> <b>.</b> <b>2</b>	18.2
Press + key	<b>+</b>	18.2
Input 2nd term of the sum. the first term goes into the register	<b>5</b> <b>.</b> <b>7</b>	5.7
Press the = key	<b>=</b>	23.9

#### • Subtraction: Example 128.8 - 92.9

Sequence	Input	Display
Enter the subtrahend	<b>1</b> <b>2</b> <b>8</b> <b>.</b> <b>8</b>	128.8
Press - key	<b>-</b>	128.8
Enter the minuend. The subtrahend goes into the register	<b>9</b> <b>2</b> <b>.</b> <b>9</b>	92.9
Press the = key	<b>=</b>	35.9

#### • Multiplication: Example 0.47 x 2.47

Sequence	Input	Display
Enter multiplicand	<b>.</b> <b>4</b> <b>7</b>	0.47
Press x key	<b>x</b>	0.47
Enter multiplier, multiplicand goes to register	<b>2</b> <b>.</b> <b>4</b> <b>7</b>	2.47
Press = key	<b>=</b>	1.1609

#### • Division: Example 18.5/2.5

Sequence	Input	Display
Enter the dividend	<b>1</b> <b>8</b> <b>.</b> <b>5</b>	18.5
Press ÷ Key	<b>÷</b>	18.5
Enter the divisor goes to the register	<b>2</b> <b>.</b> <b>5</b>	2.5
Press = key	<b>=</b>	7.4

- Multiplication & Division:**

Example :  $2.5 \times 7.2 / 4.8 \times 1.25$

Sequence	Input	Display
Enter 2.5	2 . 5	2.5
Press x key	x	2.5
Enter 7.2	7 . 2	7.2
Press ÷ key	÷	18
Enter Open bracket	(	
Enter 4.8	4 . 8	4.8
Press x key	x	4.8
Enter 1.25	1 . 2 5	1.25
Enter Close bracket	)	6
Press = key	=	3.0

- Store in memory Example  $(2+6) (4+3)$

Sequence	Input	Display
Workout for the first bracket	2	2
	+	2
	6	6
	=	8
Store the first result in	STO , M	8
x	or M+	
Workout for the 2nd bracket	4	4
	+	4
	3	3
	=	7
Press x key	x	7
Recall memory	RCL or MR	8
Press = key	=	56

- Percentage:** Example 12% of 1500

Sequence	Input	Display
Enter 1500	1 5 0 0	1500
Press x key	x	1500
Enter 12	1 2	12
Press INV %	INV %	12
Press = key	=	180

- Square root:** Example  $\sqrt{2} + \sqrt{3 \times 5}$

Sequence	Input	Display
Enter 2	2	2
Press $\sqrt{a}$ key	$\sqrt{a}$	1.414
Press + key	+	1.414
Press bracket key	(	1.414
Enter 3	3	3
Press $\sqrt{a}$ key	$\sqrt{a}$	1.732
Press x key	x	1.732
Enter 5	5	5
Press $\sqrt{a}$ key	$\sqrt{a}$	2.236
Press bracket close key	)	3.873
Press = key	=	5.2871969
	2 $\sqrt{a}$ + ( 3 $\sqrt{a}$ x 5 $\sqrt{a}$ ) =	5.2871969

$$\sqrt{2} + \sqrt{3 \times 5} = 5.287$$

- Common logarithm:** Example  $\log 1.23$

Sequence	Input	Display
1 . 2 3 log	=	0.0899051

- Power:** Example  $123 + 30^2$

Sequence	Input	Display
1 2 3 + 3 0 INV X <sup>2</sup>	=	1023

- Before starting the calculations be sure to press the 'ON' key and confirm that '0' is shown on the display.
- Do not touch the inside portion of the calculator. Avoid hard knocks and unduly hard pressing of the keys.
- Maintain and use the calculator in between the two extreme temperatures of 0° and 40° C.

- Never use volatile fluids such as lacquer, thinner, benzene while cleaning the unit.
- Take special care not to damage the unit by bending or dropping.
- Do not carry the calculator in your hip pocket.

## Assignment

1 Using calculator solve the following

- $625 + 3467 + 20 + 341 + 6278 =$  \_\_\_\_\_
- $367.4 + 805 + 0.7 + 7.86 + 13.49 =$  \_\_\_\_\_
- $0.043 + 1.065 + 13.0 + 34.76 + 42.1 =$  \_\_\_\_\_
- $47160 + 1368.4 + 0.1 + 1.6901 + 134.267 =$  \_\_\_\_\_

2 Using calculator simplify the following

- $24367 - 4385 =$  \_\_\_\_\_
- $9.643 - 0.7983 =$  \_\_\_\_\_
- $4382.01 - 381.3401 =$  \_\_\_\_\_
- $693.42 - 0.0254 =$  \_\_\_\_\_

3 Using calculator find the values of the following

- $23 \times 87 =$  \_\_\_\_\_
- $1376 \times 0.81 =$  \_\_\_\_\_
- $678 \times 243 =$  \_\_\_\_\_
- $0.75 \times 0.24 =$  \_\_\_\_\_

4 Using calculator solve the following

- $22434 \div 3 =$  \_\_\_\_\_
- $4131 \div 243 =$  \_\_\_\_\_
- $469890 \div 230 =$  \_\_\_\_\_
- $3.026 \div 0.89 =$  \_\_\_\_\_

5 Solve the following

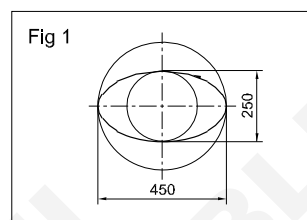
- $\frac{1170 \times 537.5}{13 \times 215} =$  \_\_\_\_\_
- $\frac{28.2 \times 18 \times 3500}{1000 \times 3 \times 0.8} =$  \_\_\_\_\_

6 Solve the following

- $\frac{(634 + 128) \times (384 - 0.52)}{8 \times 0.3} =$  \_\_\_\_\_

$$b \frac{(389 - 12.2) \times (842 - 0.05 - 2.6)}{(3.89 - 0.021) \times (28.1 + 17.04)} =$$

7



2a = 450 mm (major axis)

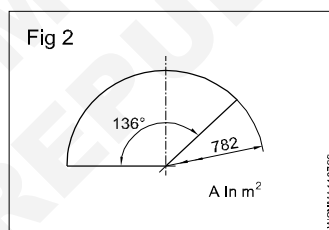
2b = 250 mm (minor axis)

Perimeter of the ellipse

A = \_\_\_\_\_ metre<sup>2</sup>

Hint A =  $\pi \times a \times b$  unit<sup>2</sup>

8



$\phi = 782$  mm

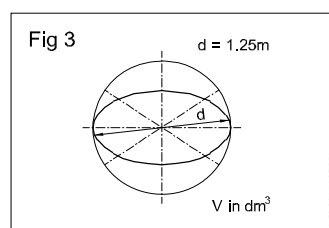
$\alpha = 136^\circ$

Area of the sector

A = \_\_\_\_\_

$$\text{Hint } A = \frac{\pi \times d^2}{4} \times \frac{\alpha}{360^\circ}$$

9



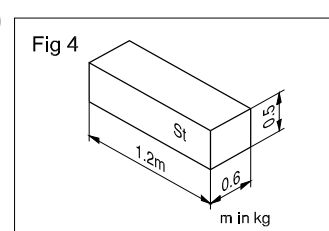
d = 1.25 metre

V = \_\_\_\_\_ dm<sup>3</sup>

Volume of sphere

Hint V =  $\frac{4}{3} \pi r^3$

10



L = 1.2 metres

B = 0.6 metre

H = 0.5 metre

' $\rho$ ' (rho) density of steel

= 7.85 kg/dm<sup>3</sup>

m = \_\_\_\_\_ kg

(mass 'm' = V x  $\rho$ )



# Square root, Ratio and Proportions, Percentage - Square and square root

**a** basic number

**2** exponent

$\sqrt{\quad}$  radical sign indicating the square root.

$\sqrt{a^2}$  square root of 'a' square

**a<sup>2</sup>** radicand

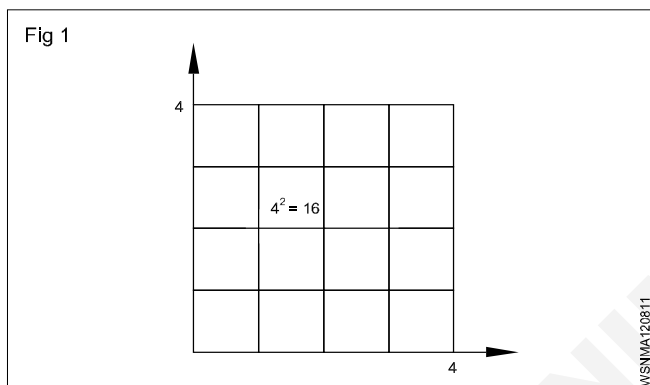
## Square number

The square of a number is the number multiplied by itself.

Basic number x basic number = Square number

$$a \times a = a^2$$

$$4 \times 4 = 4^2 = 16$$



## Splitting up

A square area can be split up into sub-areas. The largest square of 36 is made up of a large square 16, a small square 4 and two rectangles 8 each.

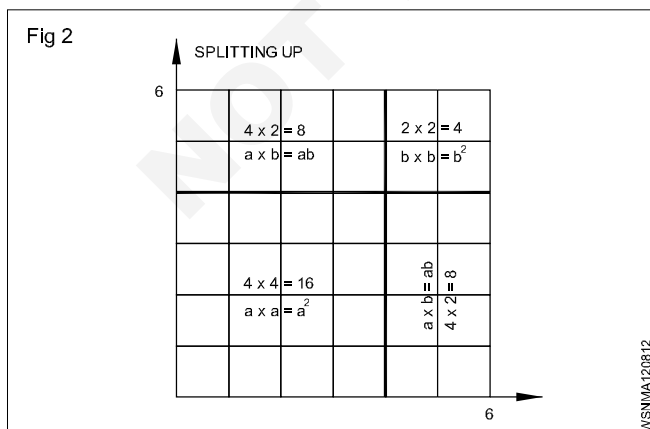
$$\text{Large square } 4 \times 4 = 16 \quad a^2$$

$$\text{Two rectangles } 2 \times 4 \times 2 = 16 \quad 2ab$$

$$\text{Small square } 2 \times 2 = 4 \quad b^2$$

$$\text{Sum of sub-areas} = 36 = a^2 + 2ab + b^2$$

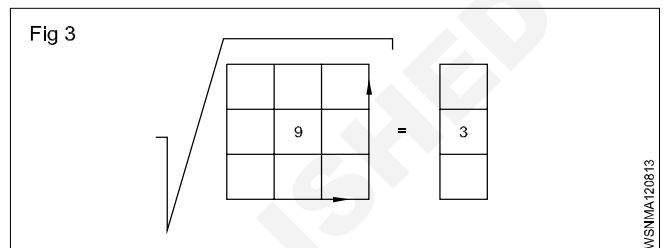
$$\sqrt{36} = \sqrt{a^2 + 2ab + b^2}$$



Result: In order to find the square root, we split up the square numbers.

## Extracting the square root procedure

- Starting from the decimal point form groups of two figures towards right and left. Indicate by a prime symbol.  $\sqrt{4624.00}$
- Find the root of the first group, calculate the difference, bring down the next group.
- Multiply the root by 2 and divide the partial radicand.
- Enter the number thus calculated in the divisor for the multiplication.



If there is a remainder, repeat the procedure.

$$\begin{array}{r} 68 \\ 6 \overline{) 46,24} \\ \underline{36} \phantom{00} \\ 1024 \\ \underline{1024} \\ 0 \end{array}$$

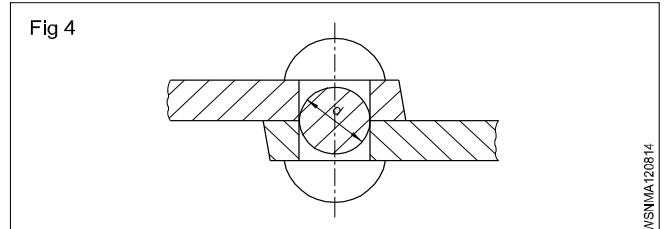
$$\sqrt{4624} = 68$$

**Basic number x basic number = Square**

$$\sqrt{\text{Square number}} = \text{basic number}$$

## Example

The cross-section of a rivet is 3.46 cm<sup>2</sup>. Calculate the diameter of the hole.



Rivet cross-section is the hole cross-section.

To find 'd',

$$\text{Given that Area} = 3.46 \text{ cm}^2$$

$$\text{Area} = 0.785 \times d^2 \text{ (formula)}$$

$$3.46 \text{ cm}^2 = d^2 \times 0.785$$

$$d^2 = \frac{3.46 \text{ cm}^2}{0.785}$$

$$d = \sqrt{\frac{3.46}{0.785}} \text{ cm}$$

$$d = 2.1 \text{ cm (or) } 21 \text{ mm}$$

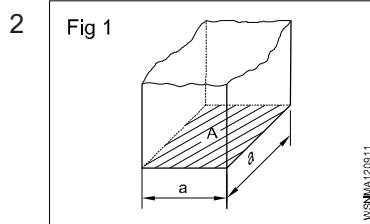
# Square root, Ratio and Proportions, Percentage - Simple problems using calculator

1 a  $\sqrt{2916} =$  \_\_\_\_\_.

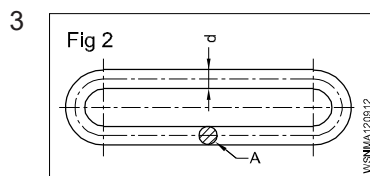
b  $\sqrt{45796} =$  \_\_\_\_\_.

c  $\sqrt{8.2944} =$  \_\_\_\_\_.

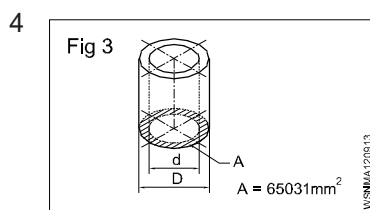
d  $\sqrt{63.845} =$  \_\_\_\_\_.



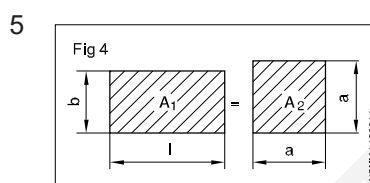
$A = 2025 \text{ mm}^2$   
 $a =$  \_\_\_\_\_ mm



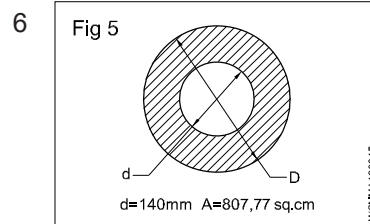
$A = 176.715 \text{ mm}^2$   
 $d =$  \_\_\_\_\_ mm



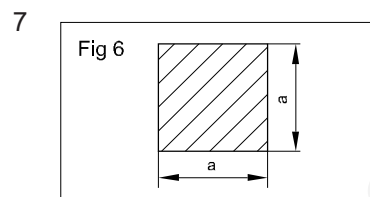
$A = 65031 \text{ mm}^2$   
 $d = 140 \text{ mm}$   
 $D =$  \_\_\_\_\_ mm



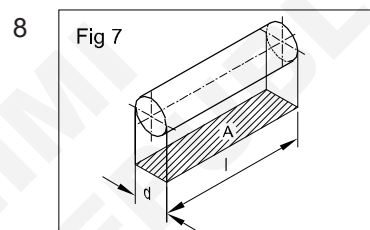
$l = 58 \text{ cm}$   
 $b = 45 \text{ cm}$   
 $A_1 = A_2$   
 $a =$  \_\_\_\_\_ cm



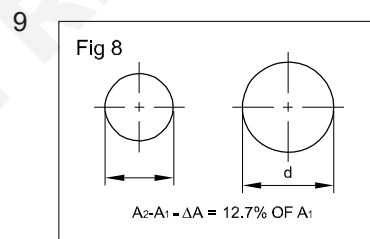
$A = 807.77 \text{ cm}^2$   
 $d = 140 \text{ mm}$   
 $D =$  \_\_\_\_\_ mm



$a \times a = 543169 \text{ mm}^2$   
 $a =$  \_\_\_\_\_ mm



$d : l = 1:1.5$   
 $A = 73.5 \text{ mm}^2$   
 $d =$  \_\_\_\_\_ mm

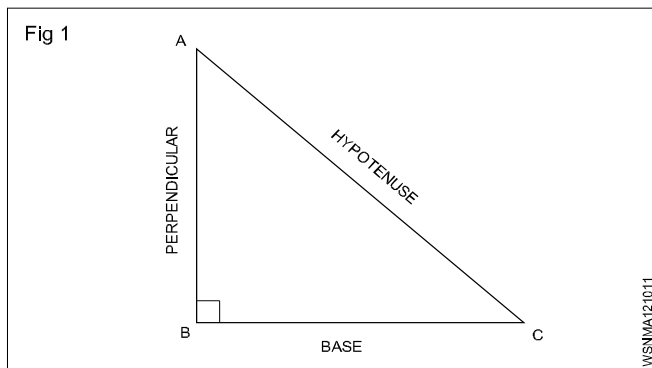


increase in area  
 $A = 12.7\%$   
 $A = 360 \text{ mm}^2$   
 $d =$  \_\_\_\_\_ mm  
 (d = diameter after the increase in area)

## Square root, Ratio and Proportions, Percentage - Applications of pythagoras theorem and related problems

### Applications of Pythagoras Theorem

Some of the applications of the Pythagoras theorem are;  
(Fig 1)



- 1 The Pythagoras theorem is commonly used to find the lengths of sides of a right-angled triangle.
- 2 It is used to find the length of the diagonal of a square.
- 3 Pythagoras theorem is used in trigonometry to find the trigonometric ratios like sin, cos, tan, cosec, sec and cot.
- 4 Pythagoras theorem is used in security cameras for face recognition.
- 5 Architects use the technique of the Pythagoras theorem for engineering and construction fields.
- 6 The Pythagoras theorem is applied in surveying the mountains.
- 7 It is also used in navigation to find the shortest route.
- 8 By using the Pythagoras theorem, we can derive the formula for base, perpendicular and hypotenuse.
- 9 Painters use ladders to paint on high buildings with the help of the Pythagoras theorem.
- 10 Pythagoras theorem is used to calculate the steepness of slopes of hills or mountains.
- 11 The converse of the Pythagoras theorem is used to check whether a triangle is a right triangle or not.

### Application of pythagoras theorem in real life

Pythagoras theorem states that

"In a right-angled triangle, the square of the hypotenuse side is equal to the sum of squares of the other two sides".

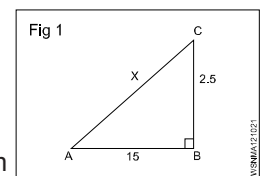
- 1 The sides of this triangle have been named Perpendicular, Base and Hypotenuse.
- 2 The hypotenuse is the longest side, as it is opposite to the angle 90°.

- 3 The sides of a right triangle (say AB, BC and CA) which have positive integer values, when squared, are put into an equation, also called a Pythagorean triplet.
- 4 To calculate the length of staircase required to reach a window
- 5 To find the length of the longest item can be kept in your room.
- 6 To find the steepness of the hills or mountains.
- 7 To find the original height of a tree broken due to heavy rain and lying on itself
- 8 To determine heights and measurements in the construction sites.

### Examples

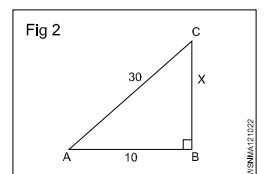
- 1 What is the side AC if AB = 15 cm, BC = 25 cm.

$$\begin{aligned} AC^2 &= AB^2 + BC^2 \\ &= 15^2 + 25^2 \\ &= 225 + 625 = 850 \\ AC &= \sqrt{850} = 29.155 \text{ cm} \end{aligned}$$



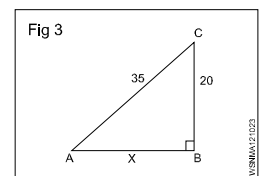
- 2 What is the side BC if AB = 10 cm, AC = 30 cm.

$$\begin{aligned} AC^2 &= AB^2 + BC^2 \\ 30^2 &= 10^2 + BC^2 \\ 900 &= 100 + BC^2 \\ BC^2 &= 900 - 100 = 800 \\ BC &= 28.284 \text{ cm} \end{aligned}$$



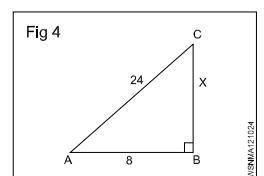
- 3 What is the side AB if BC = 20 cm, AC = 35 cm.

$$\begin{aligned} AC^2 &= AB^2 + BC^2 \\ 35^2 &= AB^2 + 20^2 \\ 1225 &= AB^2 + 400 \\ AB^2 &= 1225 - 400 = 825 \\ AB &= 28.72 \text{ cm} \end{aligned}$$



- 4 What is the value of side BC if AB = 8 cm, AC = 24 cm.

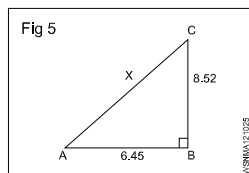
$$\begin{aligned} AC^2 &= AB^2 + BC^2 \\ 24^2 &= 8^2 + BC^2 \\ 576 &= 64 + BC^2 \\ BC^2 &= 576 - 64 = 512 \\ BC &= \sqrt{512} = 22.63 \text{ cm} \end{aligned}$$



- 5 What is the value side AC if AB = 6.45 cm, BC = 8.52 cm.

$$\begin{aligned} AC^2 &= AB^2 + BC^2 \\ AC^2 &= 6.45^2 + 8.52^2 \\ AC^2 &= 41.60 + 72.59 \\ &= 114.19 \end{aligned}$$

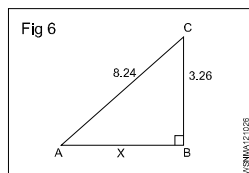
$$AC = \sqrt{114.19} = 10.69 \text{ cm}$$



- 6 What is the value of side AB if BC = 3.26 cm, AC = 8.24 cm.

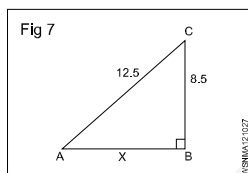
$$\begin{aligned} AC^2 &= AB^2 + BC^2 \\ 8.24^2 &= AB^2 + 3.26^2 \\ 67.9 &= AB^2 + 10.63 \\ AB^2 &= 67.9 - 10.63 \\ &= 57.27 \end{aligned}$$

$$AB = \sqrt{57.27} = 7.57 \text{ cm}$$



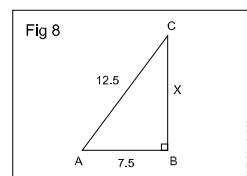
- 7 What is the value of side AB if AC = 12.5 cm, BC = 8.5 cm.

$$\begin{aligned} AC^2 &= AB^2 + BC^2 \\ 12.5^2 &= AB^2 + 8.5^2 \\ 156.25 &= AB^2 + 72.25 \\ AB^2 &= 156.25 - 72.25 \\ &= 84 \\ AB &= \sqrt{84} = 9.17 \text{ cm} \end{aligned}$$



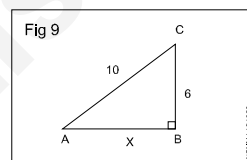
- 8 A ladder of 12.5 metre long is placed with upper end against a wall. The lower end being 7.5 metres from the wall. What height is the upper end above the ground.

$$\begin{aligned} AC^2 &= AB^2 + BC^2 \\ BC^2 &= AC^2 - AB^2 \\ BC^2 &= x^2 \\ AC^2 &= AB^2 + BC^2 \\ 12.5^2 &= x^2 + 7.5^2 \\ x^2 &= (12.5)^2 - (7.5)^2 \\ &= (12.5 + 7.5)(12.5 - 7.5)^2 \\ &= 20 \times 5 \\ &= \sqrt{100} = 10 \\ x &= 10 \text{ m} \end{aligned}$$



- 9 What is the value of AB.

$$\begin{aligned} AC^2 &= AB^2 + BC^2 \\ AB^2 &= AC^2 - BC^2 \\ AB^2 &= x^2 \\ AC^2 &= AB^2 + BC^2 \\ 10^2 &= x^2 + 6^2 \\ x^2 &= 10^2 - 6^2 \\ &= 100 - 36 = 64 \\ x &= \sqrt{64} \\ &= 8 \\ AB &= 8 \end{aligned}$$



## Assignment

- What is the value of side AB, in a right angled triangle of side AC = 10 cm and BC = 5 cm.
- What is the value of side AC, in a right angled triangle of side AB = 6.5 cm and BC = 4.5 cm.
- What is the value of side BC, in a right angled triangle of side AC = 14.5 cm and AB = 10.5 cm.
- What is the value of side AC, in a right angled triangle of side AB = 7 cm and BC = 5 cm.
- What is the value of side BC, in a right angled triangle of side AC = 13.25 cm and AB = 8.75 cm.

# Square root, Ratio and Proportions, Percentage - Ratio and proportion

## Ratio

### Introduction

It is the relation between two quantities of the same kind and is expressed as a fraction.

### Expression

a, b two quantities of the same kind.  $\frac{a}{b}$  or a:b or a ÷ b or

a in b is the ratio.

Ratio is always reduced to the lowest terms.

Example

$$7:14 = \frac{7}{14} = \frac{1}{2} = 1:2$$

### Proportion

It is the equality between the ratios, a : b is a ratio and c : d is another ratio. Both ratios are equal. Then

$$a : b :: c : d \text{ or } \frac{a}{b} = \frac{c}{d}$$

Example

$$250 : 2000 :: 1 : 8$$

### Proportion fundamentals

If  $\frac{a}{b} = \frac{c}{d}$  then

$$\bullet \quad ad = bc$$

$$\bullet \quad \frac{a}{c} = \frac{b}{d}$$

$$\bullet \quad \frac{b}{a} = \frac{d}{c}$$

$$\bullet \quad \frac{a+b}{b} = \frac{c+d}{c} \text{ and } \frac{a+b}{a} = \frac{c+d}{c}$$

$$\bullet \quad \frac{a-b}{b} = \frac{c-d}{d}$$

$$\bullet \quad \frac{a+b}{b+d} = \frac{a}{c} = \frac{c}{d}$$

$$3:4::6:8 \text{ or } \frac{3}{4} = \frac{6}{8}$$

$$\bullet \quad 3 \times 8 = 6 \times 4$$

$$\bullet \quad \frac{3}{6} = \frac{4}{8}$$

$$\bullet \quad \frac{4}{3} = \frac{8}{6}$$

$$\bullet \quad \frac{3+4}{4} = \frac{6+8}{8}$$

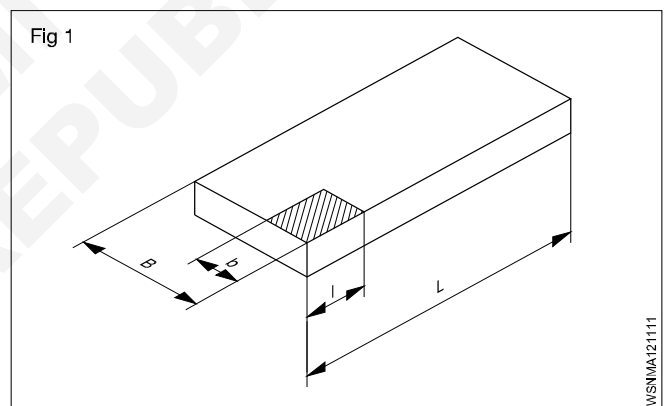
$$\bullet \quad \frac{3-4}{4} = \frac{6-8}{8}$$

$$\bullet \quad \frac{3+6}{4+8} = \frac{9}{12} = \frac{3}{4}$$

**Ratio - relation of two quantities of the same kind.  
Proportion - equality between two ratios.**

### Example

- A steel plate of 800 x 1400 mm is to be drawn to a scale of 1:20. What will be the lengths in the Fig 1.

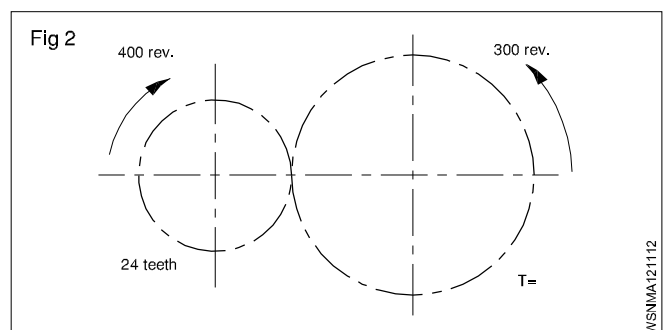


The reduction ratio is  $\frac{1}{20}$ .

B is reduced from 800 to  $800 \times \frac{1}{20} = 40$  mm.

L is reduced from 1400 to  $1400 \times \frac{1}{20} = 70$  mm.

- Find the number of teeth of the larger gear in the gear transmission shown in the Fig 2.



Speed ratio = 400 : 300

Teeth ratio = 24:T

$$\frac{400}{300} = \frac{T}{24}$$

$$\therefore T = \frac{24 \times 400}{300} = 32 \text{ Teeth}$$

Find the ratio of A:B:C

If A:B = 2:3 and B:C = 4:5

$$A:B = 2:3$$

$$B:C = 4:5$$

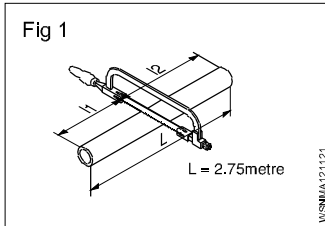
$$A:B = 8:12 \text{ (Ratio 2:3 multiply by 4)}$$

$$B:C = 12:15 \text{ (Ratio 4:5 multiply by 3)}$$

$$\therefore A:B:C = 8:12:15$$

## Assignment

1



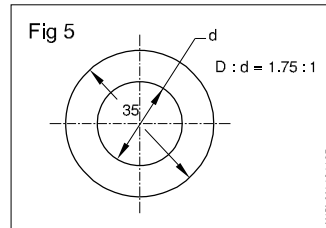
$$l_1 : l_2 = 2:3$$

$$L = 2.75 \text{ metres}$$

$$l_1 = \text{_____ metres}$$

$$l_2 = \text{_____ metres}$$

5

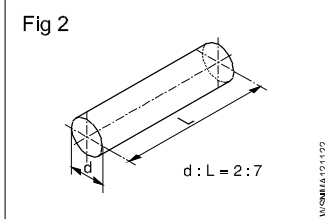


$$D : d = 1.75 : 1$$

$$D = 35 \text{ mm}$$

$$d = \text{_____ mm}$$

2

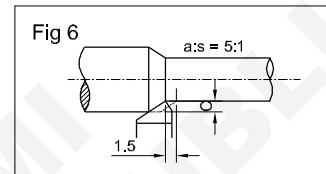


$$d : L \text{ of shaft} = 2:7$$

$$d = 40 \text{ mm}$$

$$L = \text{_____ mm}$$

6

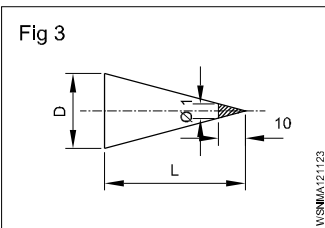


$$a:s = 5:1$$

$$s = 1.5 \text{ mm}$$

$$a = \text{_____ mm}$$

3



$$D : L = 1:10$$

$$L = 150 \text{ mm}$$

$$D = \text{_____ mm}$$

7 A:B=9:12

$$B:C=8:10$$

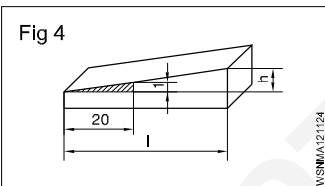
$$\text{Then } A:B:C = \text{_____}$$

8 A:B=5:6

$$B:C=3:4$$

$$\text{Then } A:B:C = \text{_____}$$

4



$$\frac{\Delta h}{L} = \frac{1}{20}$$

$$L = 140 \text{ mm}$$

$$\Delta h = \text{_____ mm}$$

9 A:55=9:11

$$A = \text{_____}$$

10 15:9.3=40:x

$$x = \text{_____}$$

## Square root, Ratio and Proportions, Percentage - Ratio and Proportion - Direct and indirect proportions

### Proportion

#### Description

It is the equality between the ratios, a:b is a ratio and c:d is another ratio. Both ratios are equal. Then

$$a : b :: c : d \text{ or } \text{e.g. } 250 : 2000 :: 1 : 8$$

#### Rule of three

A three step calculation

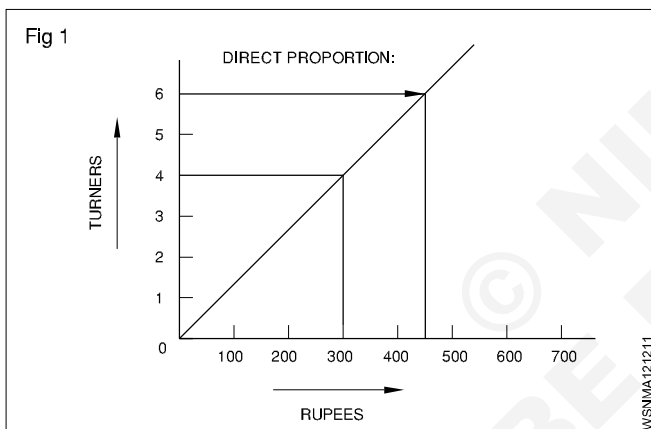
statement

single

multiple.

#### Direct proportion

The more in one the more in the other - An increase in one denomination produces an increase in the other. (Fig 1)



#### Examples

- 1 4 turners earn 300 Rupees. How much will 6 Turners earn?

Statement

4 turners = 300 Rupees

Single

1 Turner = 75 Rupees

Multiple

6 Turners = 6 x 75 = 450 Rupees

- 2 One vehicle consumes 30 litres of petrol per day how much petrol is used by 6 Vehicles operating under similar condition.

One vehicle uses petrol = 30 litres per day.

Then six vehicles will use = 6 Times as much

$$= 6 \times 30 = 180 \text{ litres/day.}$$

- 3 4 vehicles consumes 120 gallons of petrol per day how much petrol will be used by 12 vehicles operating under the same condition.

4 vehicles use 120 gallons per day

$$1 \text{ Vehicle will use } \frac{120}{4} = 30 \text{ gallons/day}$$

$$12 \text{ vehicles will use } 12 \times 30 = 360 \text{ gallons/day}$$

**Both examples are called simple proportion because only two quantities were used and the day is common for both ratios.**

- 4 If 2 litres of petrol costs Rs 60. Find the cost of 50 litres.

Quantity of Petrol	Cost of Petrol
--------------------	----------------

2 litres	Rs.60
----------	-------

50 litres	x
-----------	---

$$1 \text{ litre petrol} = \frac{60}{2} = \text{Rs.30}$$

$$50 \text{ litres petrol} = 30 \times 50 = \text{Rs 1500}$$

- 5 A 150mm dia gear meshes with 50mm dia gear. If the larger gear has 30 teeth. How many teeth will have the smaller gear have?

Gear dia	No. of Teeth
----------	--------------

150 mm	30
--------	----

50 mm	x
-------	---

$$x = \frac{50}{150} \times 30 = 10 \text{ teeth.}$$

- 6 A mechanic assembles 7 machines in 2½ days. How long will it take time to assemble 70 machines at the same rate.

Machines	Days
----------	------

7	2½
---	----

70	x
----	---

$$x = \frac{70 \times 2.5}{7} = 25 \text{ days}$$

Assemble for 70 machines will take 25 days.

- 7 A roll of wire weighs 1.24 kg from this roll a piece of 3.7cm long is cut and it is found to weigh 2.93 gm. What is the length of the wire in the roll?

Weight of wire	Length of wire
----------------	----------------

2.93 gm	3.7 cm
---------	--------

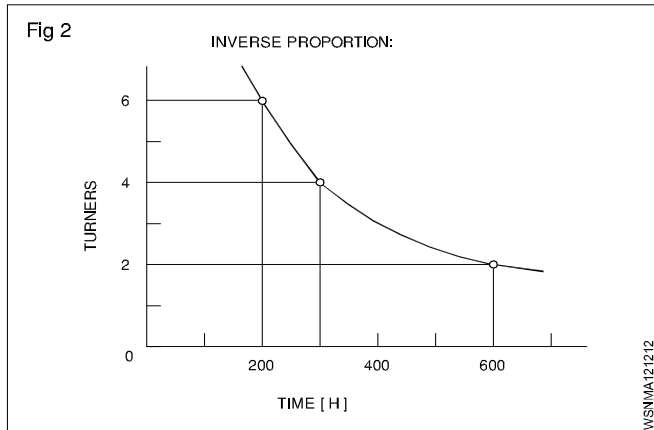
1.24 kg (1240 gm)	x
-------------------	---

$$x = \frac{1240}{2.93} \times 3.7 = 1566 \text{ cm}$$

Length of wire = 1566 cm.

### Indirect or inverse proportion

The more in one the lesser other - Increase in one quantity will produce a decrease in the other. (Fig 2)



### Example

- 1 4 turners finish a job in 300 hours. How much time will 6 turners take to do the same job?

Solution procedure in three steps:

Statement 4 turners taken = 300 hours

The time will reduce if 6 turners to do the same job.  
Therefore this is inverse proportion.

Multiple fraction  $\frac{4 \text{ Turners}}{6 \text{ Turners}} \times 300 \text{ hours}$

6 Turners = 200 hours

Result - The more the less.

- 2 8 workman take 6 days to complete a job. How many days it will take for 4 workman to complete the same job?

Workman	Days
8	6
4	$x$

$$x = \frac{8}{4} \times 6 = 12 \text{ days}$$

4 workers complete the work = 12 days.

- 3 5 men working on a job finished it in 32 days. Find out in how many days 8 men will finish the same job?

Men	Days
5	32
8	$x$

$$x = \frac{5 \times 32}{8} = 4 \times 5 = 20 \text{ days}$$

8 men will complete the job = 20 days.

- 4 An engine running at 150 rpm drives a shaft by pulley diameter is 55cm and that of the driven shaft pulley is 33 cm. Find the speed of the shaft?

Dia of pulley	Rpm of shaft
55 cm	150
33 cm	$x$

$$x = \frac{55 \times 150}{33} = 250 \text{ rpm.}$$

Speed of the 33cm diameter will run 250 rpm.

- 5 A pulley of 80 cm diameter is rotating at 100 rpm and drives another pulley of 40 cm diameter. Find the rpm of driven pulley. If slip is 2.5% find the rpm?

Dia of pulley	Rpm of pulley
80 cm	100
40 cm	$x$

40 cm diameter = 200 rpm.

Slip is 2.5% = 195 rpm.

### Problems involving both

#### Example

2 turners need 3 days to produce 20 pieces. How long will it take for 6 turners to produce 30 such pieces?

Statement

2 turners, 20 pieces = 3 days

6 turners, 30 pieces = how many days.

First step (Fig 3)

Statement 2 turners for 20 pieces = 3 days

1 turner for 20 pieces =  $3 \times 2 = 6$  days

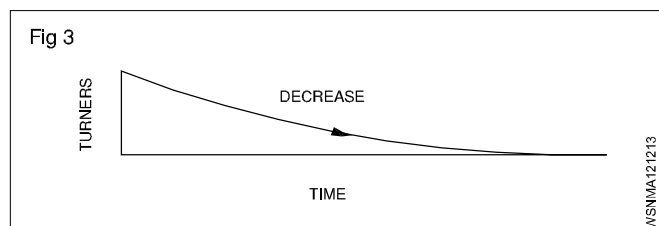
Multiple 6 turners for 20 pieces =  $\frac{6}{6} = 1$  day

Statement 6 turners for 20 pieces = 1 day

Single 6 turners for 1 piece =  $\frac{1}{20}$  days

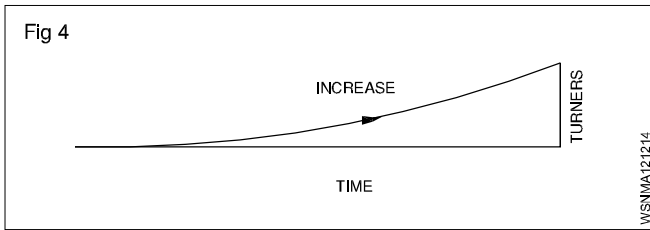
Multiple 6 turners for 30 pieces =  $\frac{1}{20} \times 30 = 1.5$  days

### Inverse proportion - More the less.





Second step (Fig 4)



**Direct proportion - More the more.**

**Solve the problem by first writing the statement and proceed to single and then to the multiple according to the type of proportion that is involved.**

### Introduction

Proportional fundamentals, as applicable to motor vehicle calculations are discussed below.

### Simple Proportion

- Proportion

This is an equality between two ratios

### Compound and Inverse proportions

- Compound proportions

### Example

5 Fitter take 21 days to complete overhauling of 6 vehicles how long 7 Fitters will take to over haul 8 vehicles (Assume time of overhauling each vehicle is constant)

In this both direct and indirect proportions are used.

- 1 Fitter will overhauling 1 vehicle in days (shorter time).
- Quantities (No. of days) are taken in last as that is the answer required in this case.

Fitters	Vehicle	Days
5	6	21
7	8	$x$

$$\left( \frac{21 \times 5}{6 \times 7} \right) \times 8 = 20 \text{ days}$$

**Ans:** 7 Fitters will overhaul 8 vehicles in 20 days.

### Inverse proportion

Some times proportions are taken inversely.

### Examples

- If one water pump fills the fuel tank in 12 minutes, two pumps will take half the time taken.

**The time should not be doubled.**

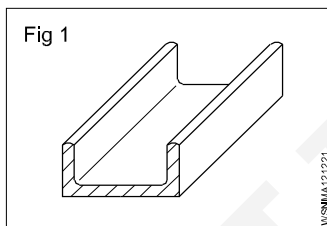
- 2 pumps will take 30 minutes to fill up a tank how long will 6 similar pumps take this to fill this tank.

Pump	Time
2	30
6	$x$

**Ans:** Time taken by 6 pumps =  $\frac{30 \times 2}{6} = 10 \text{ minutes}$

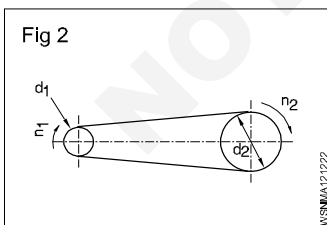
## Assignment

1



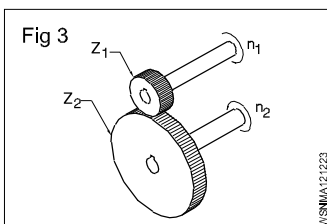
Length = 6.1 metre  
Weight = 32 kgf  
Weight of 1 metre of the same channel = \_\_\_\_\_ kgf

2



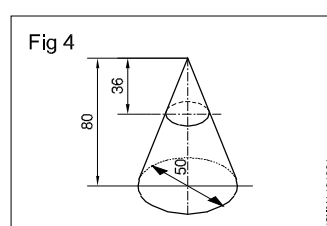
$d_1 = 120 \text{ mm}$   
 $d_2 = 720 \text{ mm}$   
 $n_1 = 1200 \text{ rpm}$   
 $n_2 = \text{_____ rpm}$

3



$Z_1 = 42 \text{ T}$   
 $n_2 = 96 \text{ rpm}$   
 $n_1 = 224 \text{ rpm}$   
 $Z_2 = \text{_____ T}$

4



$D = 50 \text{ mm}$   
 $H = 80 \text{ mm}$   
 $h = 36 \text{ mm}$   
 $d = \text{_____ mm}$

- If a mechanic assembles 8 machines in 3 days, how long he will take to assemble 60 machines.
- In an auto shop the grinding wheel makes 1000 rpm and the driven pulley is 200 mm dia. If the driving pulley is 150 mm dia. Find out the rpm of the driving pulley.
- In a gearing of a vehicle the following facts are found.  
A 180 mm dia of gear meshes with 60mm dia gear. If the bigger gear makes 60 rpm. What will be the rpm of smaller gear.
- A vehicular job is completed by 5 mechanics in 4 days. If only 3 mechanics are available, in how many days the work can be completed.

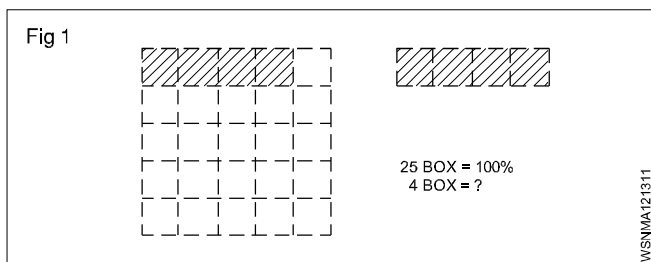
## Square root, Ratio and Proportions, Percentage - Percentage

## Percentage

Percentage is a kind of fraction whose denominator is always 100. The symbol for percent is %, written after the number. e.g. 16%.

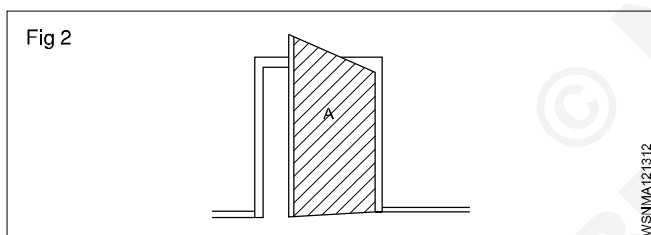
$$\text{Ex. } \frac{16}{100} = 0.16$$

In decimal form, it is 0.16. Percentage calculation also involves rule of three. The statement (the given data), for unit, and then to multiple which is for calculating the answer. (Fig 1)



## Example

The amount of total raw sheet metal to make a door was 3.6 metre<sup>2</sup> and wastage was 0.18 metre<sup>2</sup>. Calculate the % of wastage. (Fig 2)



Solution procedure in three steps.

## Statement:

Area of door (A) = 3.6 m<sup>2</sup> = 100 %.

Wastage = 0.18 m<sup>2</sup>

Single:  $\frac{100}{3.6} \times 1 \text{ m}^2$

Multiple: for 0.18 m<sup>2</sup> =  $\frac{100}{3.6} \times 0.18$ .


Wastage = 5%.

**Analyse the given data and proceed to arrive at the answer through the unit.**

## Example

A fitter receives a take-home salary of 984.50 rupees.

If the deduction amounts to 24%, what is his total salary? (Fig 3)



Total pay 100%

Deduction 24%

Take home salary 76%

If the take home pay is Rs.76, his salary is 100.

For 1% it is  $\frac{1}{76}$

For Rs.984.50, it is  $\frac{1}{76} \times 984.50$ .

For 100% it is  $\frac{984.50}{76} \times 100 = 1295.39$

100% i.e. gross pay = Rs.1295.40.

## Example 1

75 litres of oil is taken out from a oil barrel of 200 litres capacity. Find out the percentage taken in this.

Solution

% of oil taken = Oil taken out (litres) / Capacity of Barrel (litres) x 100

$$= \frac{75}{200} \times 100 = 37\frac{1}{2}\%$$

## Example 2

A spare part is sold with 15%. Profit to a customer, to a price of Rs.15000/-. Find out the following (a) What is the purchase price (b) What is the profit.

Solution: CP = x ,

CP = cost price

SP = sale price

SP=CP+15%of CP

$$15000 = x + \frac{15x}{100} = \frac{100x + 15x}{100}$$

$$x = \frac{1500000}{115} = 13043.47$$

Profit = SP-CP = 15000-13043.47 = 1956.53

Purchase price = Rs.13,043/, Profit = Rs. 1957

### Example 3

Out of 80000 cars, which were tested on road, only 16000 cars had no fault. What is the percentage in this acceptance.

$$= \frac{160000}{80000} \times 100 = \frac{100}{5} = 20\%$$

### Example 4

The price of a motor cycle dropped to 92% of original price and now sold at Rs.18000/- What was the original price.

Solution

Present price of Motor cycle Rs.18000

This is the value of 92% of original price

$$\text{Original Price} = 18000 \times \frac{100}{92} = \frac{1800000}{92}$$

$$= \text{Rs.19565}$$

### Example 5

A Motor vehicle uses 100 litres of Petrol per day when travelling at 30 kmph. After top overhauling the consumption falls to 90 litres per day. Calculate percentage of saving.

Solution

Percentage of saving = Decrease in consumption/Original consumption x 100

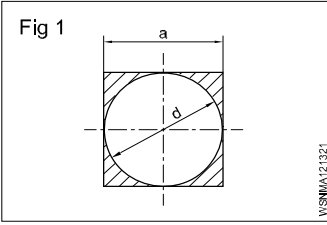
$$= (100 - 90) \frac{\text{litres}}{100} \times 100$$

$$= \frac{10}{100} \times 100$$

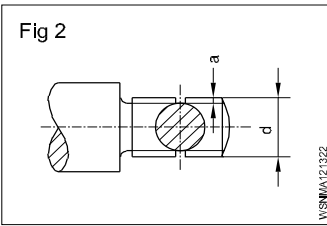
= 10% Saving in fuel.

## Assignment

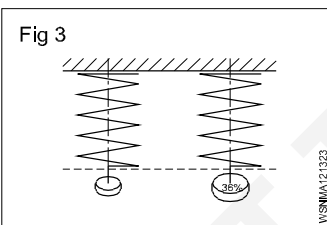
- Fig 1



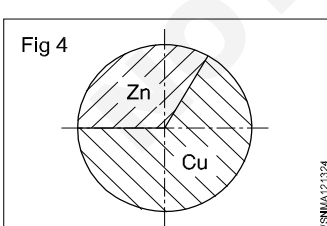
a = 400mm (side of square)  
d = 400 mm  
Wastage = \_\_\_\_\_ %.
- Fig 2



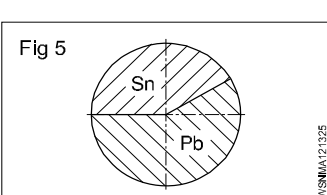
d = 26mm  
'a' depth of u/cut = 2.4mm  
reduction of area at cross-section = \_\_\_\_\_ %
- Fig 3



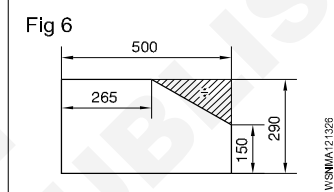
Percentage of increase = 36%  
Value of increase = 611.2 N/mm<sup>2</sup>  
Original tensile strength = \_\_\_\_\_ N/mm<sup>2</sup>.
- Fig 4



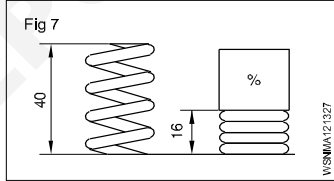
Copper in alloy = 27 kg  
Zinc in alloy = 18 kg  
% of Copper = \_\_\_\_\_ %  
% of Zinc = \_\_\_\_\_ %.
- Fig 5



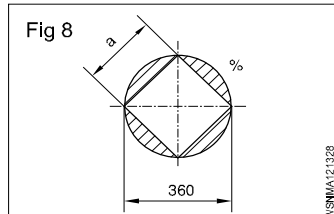
Weight of alloy = 140 Kgf  
Weight of Sn 40%  
Pb = \_\_\_\_\_ Kgf  
Sn = \_\_\_\_\_ Kgf.
- Fig 6



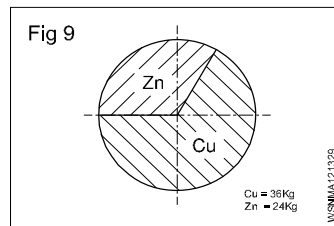
Shaded portion = \_\_\_\_\_ %.
- Fig 7



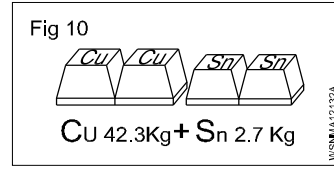
Compression length = \_\_\_\_\_ %.
- Fig 8



d = 360 mm  
a = 0.707 x d  
Wastage = \_\_\_\_\_ %.
- Fig 9



Cu = 36 Kg  
Zn = 24 Kg  
Cu = \_\_\_\_\_ %  
Zn = \_\_\_\_\_ %
- Fig 10



Cu 42.3Kg + Sn 2.7 Kg  
Cu = 42.3 Kg  
Sn = 2.7 Kg  
Cu \_\_\_\_\_ %  
Sn = \_\_\_\_\_ %.

## Square root, Ratio and Proportions, Percentage - Changing percentage to decimal and fraction

### Conversion of Fraction into Percentage

- 1 Convert  $\frac{1}{2}$  into percentage.

$$\text{Solution: } \frac{1}{2} \times 100 \\ = 50\%$$

- 2 Convert  $\frac{1}{11}$  into percentage

$$\text{Solution: } \frac{1}{11} \times 100 = \frac{100}{11} \\ = 9.01\%$$

Convert the following fraction into percentage.

1  $\frac{1}{4}$

2  $\frac{1}{5}$

3  $\frac{2}{3}$

4  $\frac{3}{8}$

### Conversion of Percentage into Fraction

- 1 Convert 24% into fraction.

$$\text{Solution: } \frac{24}{100} = \frac{6}{25}$$

- 2 Convert  $33\frac{1}{3}\%$  into fraction.

$$\text{Solution: } \frac{33\frac{1}{3}}{100} = \frac{\frac{100}{3}}{100} = \frac{100}{3} \times \frac{1}{100} \\ = \frac{1}{3}$$

Convert the following percentage into fraction

1 15%

2  $87\frac{1}{2}\%$

3 80%

4 12.5%

### Conversion of Decimal Fraction into Percentage

- 1 Convert 0.35 into percentage.

$$\text{Solution: } 0.35 \times 100 \\ = 35\%$$

- 2 Convert 0.375 into percentage.

$$\text{Solution: } 0.375 \times 100 \\ = 37.5\%$$

Convert the following Decimal Fraction into Percentage

1 0.2

2 0.004

3 0.875

4 0.052

### Conversion of Percentage into Decimal fraction

- 1 Convert 30% into decimal fraction.

$$\text{Solution: } \frac{30}{100} = 0.3$$

- 2 Convert  $33\frac{1}{3}\%$  into decimal fraction.

$$\text{Solution: } \frac{33\frac{1}{3}}{100} = \frac{\frac{100}{3}}{100} = \frac{100}{3} \times \frac{1}{100} \\ = \frac{1}{3} = 0.333$$

Convert the following percentage into decimal fraction

1 15%

2 7%

3  $12\frac{1}{2}\%$

4 90%

## Mass, Weight, Volume and Density - Mass, volume, density, weight and specific gravity

### Mass

Mass of a body is the quantity of matter contained in a body. The unit of mass in F.P.S system is pound (lb), in C.G.S. system gram (gr) and in M.K.S and S.I systems kilogram (kg). 1ton which is 1000 kg is also used sometimes. The conversion factor is 1000. Three decimal places are shifted during conversion. E.g. 1 ton = 1000 kg 1g = 1000mg.

m - mass of a body

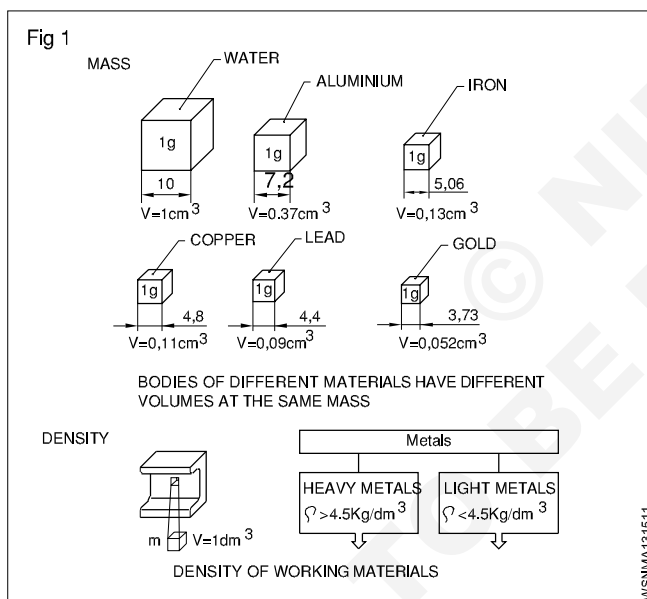
g - acceleration due to gravity in metre/sec<sup>2</sup> = 9.81 m/sec<sup>2</sup>

V - volume of the body

ρ - density (pronounced as 'rho')

W or FG - weight or weight force

### Mass (Fig 1)



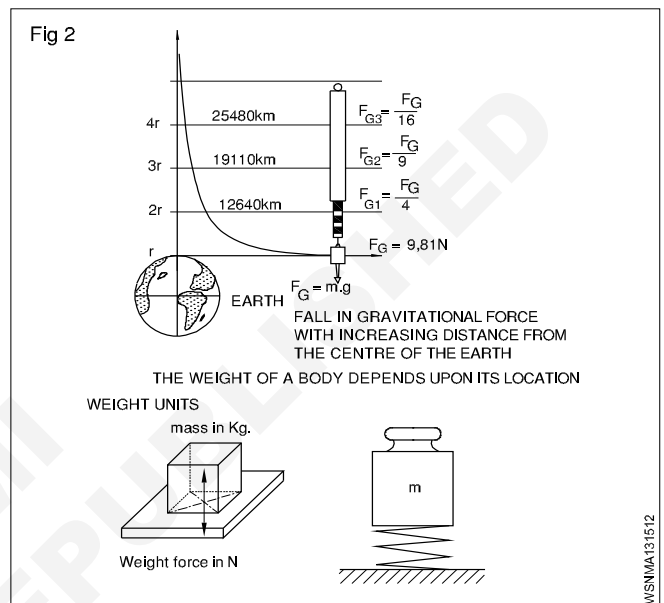
### Density

Density is the mass of a body per unit volume. Hence its unit will be gr/cm<sup>3</sup> or kg/dm<sup>3</sup> or ton/m<sup>3</sup>.

$$\text{Density} = \frac{\text{mass}}{\text{volume}} = \frac{m}{v} = \rho$$

### Weight (Fig 2)

Weight is the force with which a body is attracted by the earth towards its centre. It is the product of the mass of the body and the acceleration due to gravity. The weight of a body depends upon its location.



$$\text{weight} = W \text{ or } FG = \text{mass} \times \text{gravitational force} = m \times g$$

System	Absolute unit	Derived unit	Conversion
F.P.S. system	1 poundal	1 Lb wt	32.2 poundals (1 lb x 1 ft/sec <sup>2</sup> = 1 pound)
C.G.S. system	1 dyne 1 gr x 1 cm/sec <sup>2</sup>	1 Gr.wt	981 dynes
M.K.S.	Newton	1 kg.wt	1 Newton =
S.I.system	Newton	Newton	1 kg x 1 m/sec <sup>2</sup>

1 kg.wt = 9.81 Newton  
(approximately 10N)

1 Newton = 10<sup>5</sup> dynes.

## Difference between mass and weight

S. No	Mass	Weight
1	Mass is the quantity of matter in a body (ie) measurement of matter in a body	Weight is measure of amount of force acting on mass due to acceleration due to gravity
2	It does not depend on the position or space	It depends on the position, location and space
3	Mass of an object will not be zero	Weight of an object will be zero if gravity is absent
4	It is measured using by physical balance	It is measured using by spring balance
5	It is a scalar quantity	It is a vector quantity
6	When immersed in water mass does not change	When immersed in water weight will change
7	The unit is in grams and kilogram	The unit is in kilogram weight, a unit of force

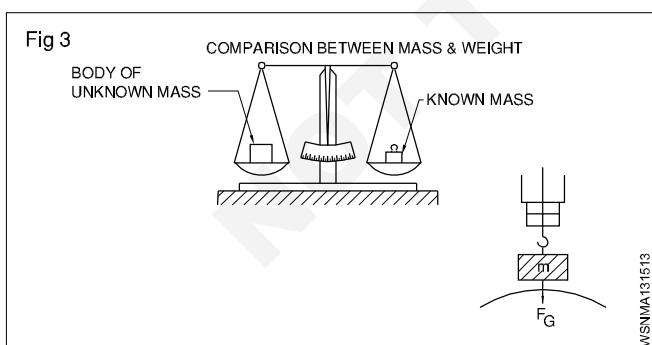
**Mass and weight are different quantities.**

**Mass of a body is equal to volume x density.**

**Weight force is equal to mass x acceleration due to gravity.**

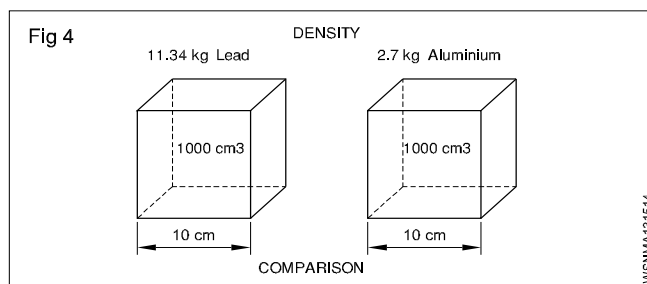
## Weight , Density and Specific gravity

It is now seen that the mass of a substance is measured by its weight only without any reference to volume. But if equal weights of lead & aluminium, are compared the volume of lead is much smaller than volume of aluminium. So we can now say that lead is more dense than aluminium, i.e. In other words the density of lead is greater than aluminium. (Fig 3 & 4)



The relation of mass and volume is called density.

The density expresses the mass of volume E.g. 1 dm<sup>3</sup> of water has the mass of 1kg - thus the density of 1kg/dm<sup>3</sup> (Fig 2)



## Unit

The density is measured as below

MKS/SI= Kg/m<sup>3</sup>, CGS - 1 gm/cm<sup>3</sup> FPS-lbs/c ft

Solids	gm/cc	Liquids	gm/cc
1 Aluminum	2.7	Water	1.00
2 Lead	11.34	Petrol	0.71
3 Cast iron	6.8 to 7.8	Oxygen	1.43
4 Steel	7.75 to 8.05	Diesel Oil	0.83

The specific gravity of a substance is also called its relative density.

Formula

Specific gravity  
(or) Relative density =  $\frac{\text{Density of the substance}}{\text{Density of the water at } 4^{\circ}\text{C}}$

=  $\frac{\text{Mass of any volume of a substance}}{\text{Mass of an equal volume of water at } 4^{\circ}\text{C}}$

## Comparison Between Density And Specific Gravity (Relative Density)

Density	Relative density or Specific gravity
Mass per unit volume of a substance is called its density Its unit is gm per cu cm; lbs per cu.ft and kg/cubic meter  Density = $\frac{\text{Mass}}{\text{Volume}}$	The density of substance to density of water at 4°C is its relative density It has no unit of measurement simply expressed in a number  Relative density  = $\frac{\text{Density of the substance}}{\text{Density of water at } 4^{\circ}\text{C}}$

Solids	Sp.gy	Liquids	Sp.gy
1 Aluminium	2.72	Petrol	0.71
2 Lead	11.34	Battery acid	1.2 to 1.23
3 Cast iron	6.8 to 7.8	Water	1.00
4 Steel	7.82	Diesel Oil	0.83

From the above table, we can calculate the weight of any given volume of a substance (say Diesel oil) in any units provided we know the specific gravity of the substance. Also vice-versa for volume of density is known.



# Mass, Weight, Volume and Density - Related problems for mass, volume, density, weight and specific gravity

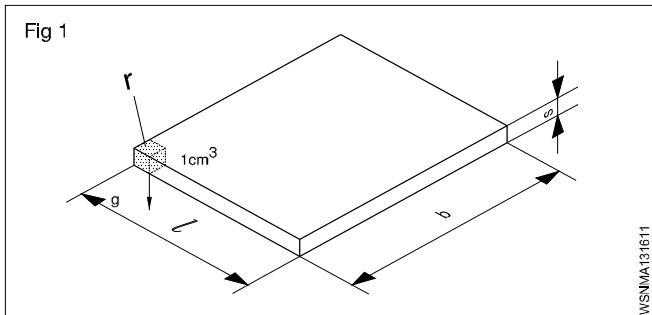
- 1 Calculate the mass in kg of a rectangular steel plate of dimensions 220 x 330 x 15 mm (Fig 1) (density of steel = 7.82 gm/cm<sup>3</sup>)

Mass = Volume x density

$$= 22 \times 33 \times 1.5 \text{ cm} \times 7.82 \text{ gm/cm}^3$$

$$= 1089 \text{ cm}^3 \times 7.82 \text{ gm/cm}^3$$

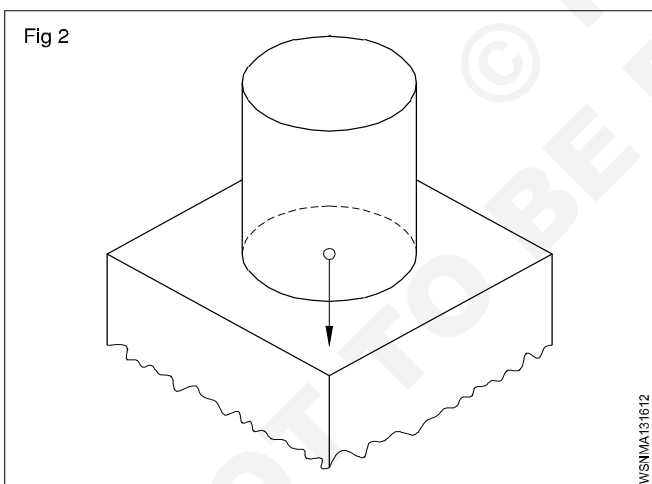
$$\text{mass} = 8.516 \text{ kg}$$



- 2 What is the weight in Newton if a storage container holds 250 litres of water and amount of water exert on the surface which it is standing? (Fig 2)

( 1 litre of water = 1 kg of water )

Density of water 1 gm/cm<sup>3</sup> or 1 kg/dm<sup>3</sup>



**Acceleration due to gravity is taken as 10 metre/sec<sup>2</sup> (approximation).**

Capacity = 250 litres = 250 dm<sup>3</sup> in volume.

Mass of water = volume x density of water

$$= 250 \text{ dm}^3 \times 1 \text{ kg/dm}^3 = 250 \text{ kg}$$

Weight extended = mass x acceleration due to gravity

$$= 250 \text{ kg} \times 10 \text{ metre/sec}^2$$

$$= 2500 \text{ kg.metre/sec}^2 = 2500 \text{ N} (\because 1 \text{ kg.m/sec}^2 = 1 \text{ N})$$

- 3 A force of 15 dynes acting on a mass of 'm' produces an acceleration of 2.5 cm/sec<sup>2</sup>. Find the mass.

$$1 \text{ Gr. wt.} = 981 \text{ dynes}$$

$$\therefore 15 \text{ dynes} = \frac{15}{981} \text{ Gr.wt}$$

Force = m x acceleration produced by the force

$$\therefore \text{Gr.wt} = \text{mass} \times 2.5 \text{ cm/sec}^2$$

$$\therefore \text{gr.cm/sec}^2 = \text{mass} \times 2.5 \text{ cm/sec}^2$$

$$\therefore \text{mass} = \frac{15}{981 \times 2.5} \text{ grams} = \frac{\text{gm.cm/sec}^2}{\text{cm/sec}^2}$$

$$\text{mass} = 0.00612 \text{ gram}$$

- 4 A force of 2 N acts on a mass of 10 kg. Find the acceleration produced by the force on the mass.

$$\text{Force} = 2 \text{ N} (\because 1 \text{ N} = 1 \text{ kg.m/sec}^2)$$

Force = mass x acceleration

$$\therefore 2 \text{ kg.metre/sec}^2 = 10 \text{ kg} \times \text{acceleration produced}$$

$$\therefore 2 \times 1 \text{ kg.metre/sec}^2 = 10 \text{ kg} \times \text{acceleration produced}$$

$$\therefore \text{acceleration produced} = \frac{2}{10} \text{ metre/sec}^2$$

$$= 0.2 \text{ metre/sec}^2$$

- 5 Calculate the weight of a body having a mass of 1 kg if the acceleration due to gravity is 9.81 metre/sec<sup>2</sup>

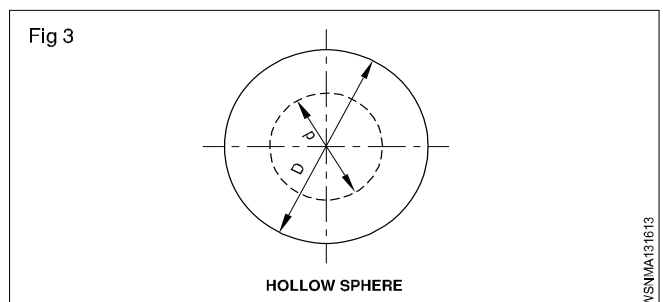
$$\text{Weight force} = \text{mass} \times \text{acceleration due to gravity} \\ = 1 \text{ kg} \times 9.81 \text{ metre/sec}^2$$

$$(1 \text{ kg.metre/sec}^2 = 1 \text{ N})$$

$$\therefore 9.81 \text{ kg metre/sec}^2 = 9.81 \text{ N}$$

**In the examples solved the value of 'g' is taken as 10 metre/sec<sup>2</sup>, unless specifically mentioned otherwise.**

- The outside and inside diametres of a hollow sphere are 150 & 70mm respectively. Calculate its mass if the density of material is 7.5 gm/cm<sup>3</sup>. (Fig 3)



Mass = Volume x Density

$$= \text{Volume} \times 7.5 \text{ gm/cm}^3$$

$$D = 150 \text{ mm} = 15 \text{ cm} \quad R = 7.5 \text{ cm}$$

$$d = 70\text{mm} = 7\text{ cm} \quad r = 3.5\text{ cm}$$

$$\text{Volume} = \frac{4}{3}\pi(R^3 - r^3)\text{unit}^3$$

$$= \frac{4}{3}\pi(7.5^3 - 3.5^3)$$

$$= 1587.5\text{ cm}^3$$

$$\text{Mass} = 1587.5\text{ cm}^3 \times 7.5\text{ gm/cm}^3$$

$$= 11906.6\text{ gm} = 11.9\text{ kg} \quad \text{say } 12\text{ kg}$$

- 6 A car has a mass of 800 kg. Find out its weight force (Take  $9.81\text{ m/sec}^2$ )

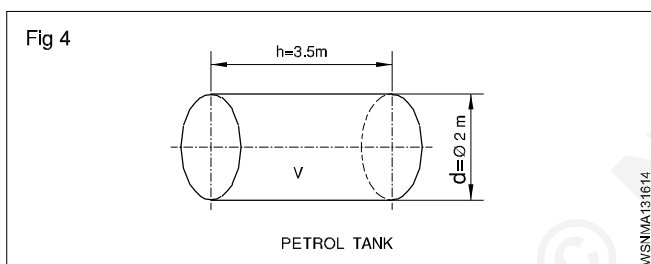
$$(\because 1\text{ n} = 1\text{ kg.m/sec}^2)$$

The Wt. force of a car = Mass of car x gravitational acceleration

$$= 800 \times 9.81\text{ N}$$

$$= 7848\text{ Newtons}$$

- 7 A cylindrical tank 2m dia x 3.5 m length is filled with petrol. Find the weight of petrol in Tonnes, Assume density of petrol  $720\text{ Kg/m}^3$ . (Fig 4)



Volume of Tank

$$v = \pi r^2 l \text{ (or)} \frac{\pi d^2}{4} \times l \text{ unit}^3 = \frac{\pi \times 2^2}{4} \times 3.5\text{ m}^3$$

$$3.14 \times 3.5\text{ m}^3 = 10.99\text{ m}^3$$

$$\text{Since } 1\text{ m}^3 = 1000\text{ litres}$$

$$\text{Volume of Tank} = 10.99 \times 1000\text{ litres}$$

$$\text{Density of petrol} = 720\text{ Kg/m}^3$$

$$\text{Weight of Petrol in Kg} = 10.99 \times 1000\text{ litres} \times 720\text{ Kg}$$

$$= 720 \times 10990\text{ Kg}$$

Weight of Petrol in Tonnes

$$(\text{Metric Units}) = \frac{720 \times 10990}{1000}$$

$$\text{Weight of Petrol} = 7912.8\text{ Tonnes}$$

- 8 If the battery acid specific gravity is 1.3, and this is being filled up into a cylindrical tank. Find out its density.

$$(\text{Density of water} = 1000\text{ gm/cm}^3)$$

Specific gravity or Relative density

$$= \frac{\text{Density of the substance}}{\text{Density of water at } 4^\circ\text{C}}$$

Now, density of battery acid

$$= \text{Specific gravity} \times \text{Density of water}$$

$$= 1.3 \times 1000\text{ gm/cm}^3$$

$$= 1300\text{ gm/cm}^3$$

### Determination of specific gravity of a substance

The specific gravity of a substance may be determined by

1 Archimedes Principle

2 Hydrometer

### Archimedes Principle

Archimedes principle states that when a body is fully or partially immersed in a liquid, the amount of liquid displaced by the body is equal to the loss of weight of the body in the liquid.

Weight of a body in a liquid = total weight of the body

- weight of the liquid displaced by the body

This quantity if it is zero then the body will float. It is negative the body will rise up till the weight of liquid displaced by the immersed portion of the body is equal and equal to the weight of the body. If it is positive the body will sink. Specific gravity of solids soluble in water

$$= \frac{\text{weight of solid in air}}{\text{loss of weight of solid in water}}$$

specific gravity of solids soluble in water

$$= \frac{\text{weight of solid in air} \times \text{specific gravity of the liquid}}{\text{loss of weight of solid in which the solid is in solution}}$$

specific gravity of a liquid

$$= \frac{\text{loss weight of a solid in water}}{\text{loss of weight of the same solid in liquid}}$$

**The solid chosen should be such that it is insoluble in both water and the liquid whose specific gravity is to be determined.**

### Example

- 1 An iron piece weighs 160 kgf in air and 133 kgf when it is fully immersed in water. Determine the volume and specific gravity of the iron piece.

$$\text{Weight of the solid in air} = 160\text{ kgf}$$

$$\text{Weight of the solid in water} = 133\text{ kgf}$$

$$\therefore \text{Loss of weight in water} = 27\text{ kgf}$$

By Archimedes principle the loss of weight of a solid in water = volume of water displaced.

$$\therefore \text{Volume of water displaced} = 27\text{ cm}^3$$

$$\therefore \text{Volume of the solid} = 27\text{ cm}^3$$

$$\text{Density of the iron piece} = \frac{\text{mass of iron}}{\text{volume of the piece}}$$



$$= \frac{160}{160 - 133} = \frac{160}{27} = 5.93$$

$$\text{Specific gravity} = \frac{\text{density of iron}}{\text{density of water}} = \frac{5.93}{1} = 5.93$$

Specific gravity of iron piece = 5.93

- 2 A metal piece weighs 6.5 kgf in air and 3.5 kgf in water. Find its weight when it is fully immersed in a liquid whose specific gravity is 0.8 and also the S.G of the metal.

Weight of metal piece in air = 6.5 kgf

Weight of metal piece in water = 3.5 kgf

∴ Loss of weight in water = 3.00 kgf (6.5 - 3.5)

∴ Specific gravity of metal

$$= \frac{\text{Weight of substance in air}}{\text{Loss of weight in water}} = \frac{6.5\text{kgf}}{3\text{kgf}} = 2.166$$

By applying the principle of Archimedes the above results are derived.

The weight of the metal piece in the liquid = W

∴ loss of weight of the metal in the liquid = 6.5 kgf - W

$$\text{Specific gravity of the liquid} = \frac{\text{loss of weight in liquid}}{\text{loss of weight of water}}$$

$$\therefore 0.8 = \frac{6.5\text{kgf} - W}{3\text{kgf}}$$

$$\therefore W = 6.5 \text{ kgf} - 3 \text{ kgf} \times 0.8 = 4.1 \text{ kgf}$$

∴ loss of weight of the metal in the liquid = 4.1 kgf.

By using a hydrometer, the specific gravity of a liquid is determined. The most common type of hydrometer is the Nicholson's hydrometer which is a variable weight but constant immersion type.

Specific gravity of a liquid

wt. of hydrometer+ wt. required to sink the hydrometer in the liquid to a fixed mark

wt. of hydrometer+ wt. required to sink the hydrometer in water up to the same mark

- 3 A piece of wood having 80cc volume, when floated on water remains 60cc volume above water. Find the weight of the water displaced.

Water displaced = Immersed volume

Immersed volume = volume of wood - volume of wood above water level

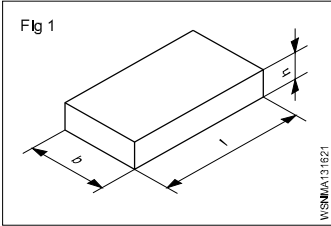
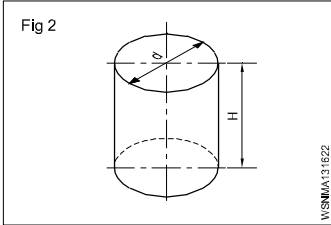
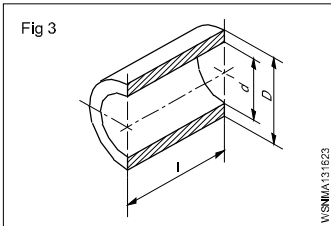
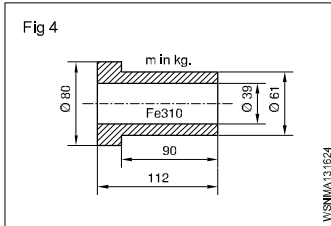
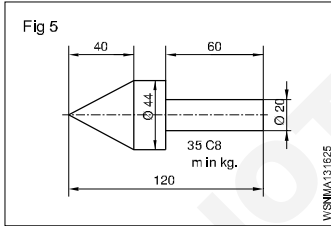
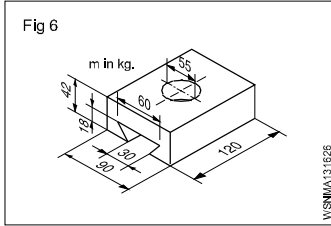
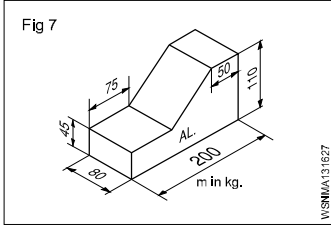
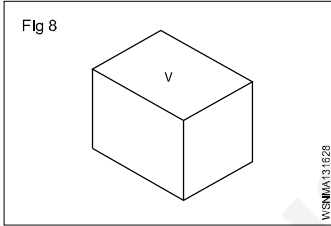

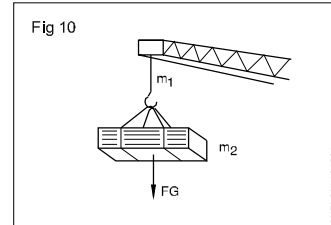
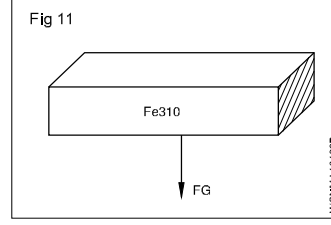
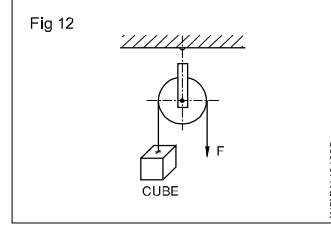
$$= 80 - 60 = 20\text{c.c}$$

Weight of water displaced = volume x density of water

$$= 20 \times 1 = 20 \text{ grams}$$

Sl.No	Substance	Density gm/cc
1	Aluminium	2.7
2	Cast Iron	6.8 - 7.8
3	Copper	8.92
4	Gold	19.32
5	Iron	7.86
6	Lead	11.34
7	Nickel	8.912
8	Silver	10.5
9	Steel	7.75 - 8.05
10	Tin	7.31
11	Zinc	7.14
12	Diamond	3.51
13	Bismuth	9.78
14	Brass	8.47
15	Phosphorus Bronze	8.7 - 8.9
16	Ice	0.93
17	Air	0.0013
18	Mercury	13.56
19	Petrol	0.71
20	Diesel	0.83
21	Kerosene	0.78 - 0.81
22	Water	1.0

# Assignment

- 1  **Fig 1**  
 $l = 1800 \text{ mm}$   
 $b = 65 \text{ mm}$   
 $h = 12 \text{ mm}$   
 $\rho = 7.85 \text{ g/cm}^3$   
 $m = \underline{\hspace{2cm}} \text{ kg}$
- 2  **Fig 2**  
Capacity = 36 litres  
 $d = 32 \text{ cm}$   
 $H = \underline{\hspace{2cm}} \text{ cm}$
- 3  **Fig 3**  
 $D = 74 \text{ mm}$   
 $d = 68 \text{ mm}$   
 $l = 115 \text{ mm}$   
 $\rho = 8.6 \text{ g/cm}^3$   
 $m = \underline{\hspace{2cm}} \text{ gms}$
- 4  **Fig 4**  
 $D_1 = 80 \text{ mm}$   
 $D_2 = 61 \text{ mm}$   
 $d = 39 \text{ mm}$   
 $L = 112 \text{ mm}$   
 $l = 90 \text{ mm}$   
 $\rho = 7.85 \text{ g/cm}^3$   
 $m = \underline{\hspace{2cm}} \text{ kg}$
- 5  **Fig 5**  
 $D = 44 \text{ mm}$   
 $d = 20 \text{ mm}$   
 $L = 120 \text{ mm}$   
 $l_1 = 60 \text{ mm}$   
 $l_2 = 40 \text{ mm}$   
 $\rho = 7.85 \text{ g/cm}^3$   
 $m = \underline{\hspace{2cm}} \text{ kg}$
- 6  **Fig 6**  
 $L = 120 \text{ mm}$   
 $B = 90 \text{ mm}$   
 $b_1 = 60 \text{ mm}$   
 $b_2 = 30 \text{ mm}$   
 $d = 55 \text{ mm}$   
 $H = 42 \text{ mm}$   
 $h = 18 \text{ mm}$   
 $\rho = 7.85 \text{ g/cm}^3$   
 $m = \underline{\hspace{2cm}} \text{ kg}$
- 7  **Fig 7**  
 $L = 200 \text{ mm}$   
 $l_1 = 75 \text{ mm}$   
 $l_2 = 50 \text{ mm}$   
 $B = 80 \text{ mm}$   
 $H = 110 \text{ mm}$   
 $h = 45 \text{ mm}$   
 $\rho = 2.7 \text{ g/cm}^3$   
 $m = \underline{\hspace{2cm}} \text{ kg}$
- 8  **Fig 8**  
 $V = 320 \text{ cm}^3$   
 $\rho = 8.9 \text{ g/cm}^3$   
 $g = 9.80665 \text{ metre/sec}^2$   
 $m = \underline{\hspace{2cm}} \text{ kg}$   
 $FG = \underline{\hspace{2cm}} \text{ N}$
- 9  **Fig 9**  
Capacity = 35 litres  
 $g = 10 \text{ metres/sec}^2$   
 $FG = \underline{\hspace{2cm}} \text{ N}$
- 10  **Fig 10**  
 $(m_1)$  mass of chain = 150 kg  
Total FG = 8 kN  
Load =  $\underline{\hspace{2cm}} \text{ N}$   
mass  $m_2 = \underline{\hspace{2cm}} \text{ kg}$
- 11  **Fig 11**  
 $W (FG) = 22.5 \text{ N}$   
 $V (\text{volume}) = \underline{\hspace{2cm}}$
- 12  **Fig 12**  
 $F = 250 \text{ d N}$   
side of cube =  $\underline{\hspace{2cm}} \text{ mm}$   
(cubical counter weight balances 'F')

## Speed and Velocity, Work, Power and Energy - Work, power, energy, HP, IHP, BHP and efficiency

### Work (Fig 1)

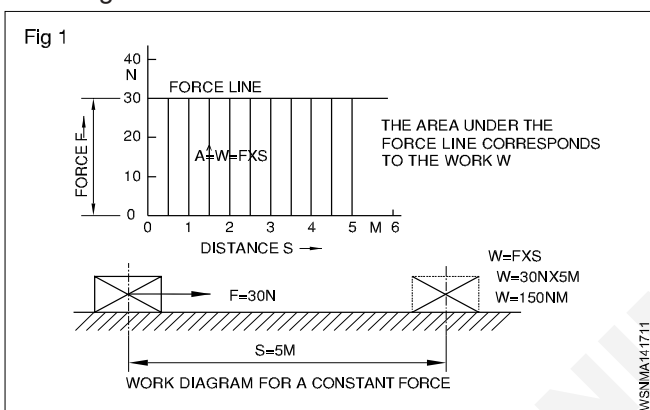
Work is said to be done by a force, when it moves, its point of application through a distance. Applied force 'F' moves a body through a distance's.

Work done 'W' = F x s.

The S.I. unit of work is 1 joule which is the work done by a force of moving the body through a distance of 1 metre.

Therefore joule = 1 N x 1 metre = 1 Nm

Also 1 joule = 1 Nm =  $10^5$  dynes x 100 cm =  $10^7$  dynes cm =  $10^7$  ergs.



F - force or weight force in N

s - distance the body on which force acts is moved in metres

t - time in seconds

v - speed in metre/sec

w - work done by the force in joules

P - Power in Watts

P<sub>out</sub> - Power output

P<sub>in</sub> - Power input

### Force

A Force is that which changes or tends to change the state of rest or motion of a body.

Force = Mass x Acceleration

$$F = Ma$$

### Unit

$$F = M \times a$$

$$= \text{kg} \times \text{m/sec}^2$$

$$= 1 \text{ Newton (SI unit)}$$

(Newton: If 1 kg of mass accelerates at the rate of 1m/sec<sup>2</sup> then the force exerted on the mass is 1 newton)

$$\text{FPS} = 1 \text{ pound} \times 1 \text{ Feet/second}^2$$

$$= 1 \text{ pound}$$

$$\text{CGS} = 1 \text{ gm} \times 1\text{cm/second}^2$$

$$= \text{Dyne}$$

$$\text{MKS} = 1 \text{ kg} \times 1\text{m/second}^2$$

$$= \text{Newton.}$$

$$1 \text{ Newton} = 10^5 \text{ dynes}$$

$$1 \text{ kg wt} = 9.81 \text{ N}$$

$$1 \text{ pound} = 4.448 \text{ N,}$$

$$\text{Newton} = 0.225 \text{ pound.}$$

### Absolute units

In C.G.S. system unit of work = 1 erg = 1 dyne x 1 cm

In F.P.S system unit of work = 1 Foot poundal = 1 poundal x 1 foot

In M.K.S. system unit of work = 1 joule = 1 Newton x 1 metre

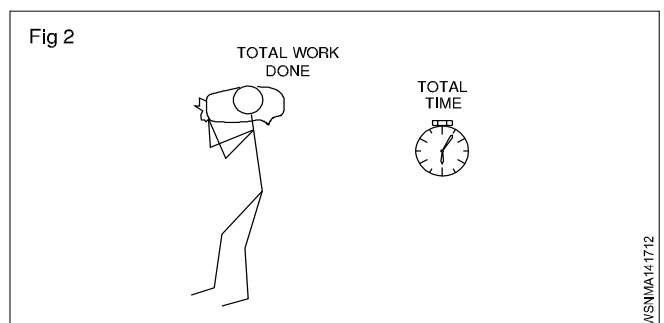
### Derived units

C.G.S. system 1 Gm Wt x 1 cm = 981 ergs.

F.P.S. system 1 ft LB = 981 foot poundal

M.K.S. system 1 kgf metre = 981 joule.

### Power (Fig 2)



It is the work done in unit time.

$$\text{Power } P = \frac{\text{total work done}}{\text{total time}}$$

$$P = \frac{\text{Nm}}{\text{sec}}$$

$$\text{The S.I. units of power} = 1 \text{ Nm/sec} = \frac{1 \text{ joule}}{\text{sec}}$$

$$\text{which is} = 1 \text{ watt. power in watts} = \frac{w}{t} = \frac{F \cdot s}{t} = F \times V$$

which is equal to 1 Watt. Power in watts = w/t = F.s/t = F x V

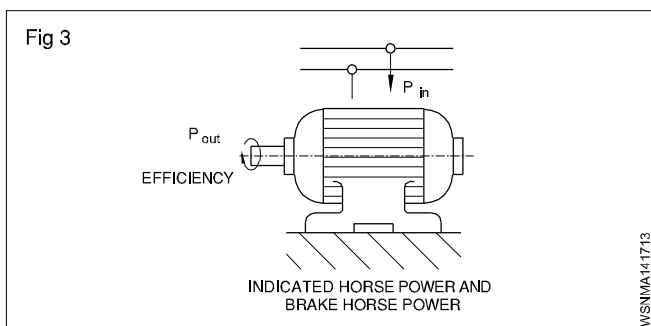
In M.K.S. system the unit is 1 kgf meter/sec. One horse power is = 75 kg metre/sec or 4500 kgf metre/min.

1HP (metric) = 735.5 Watts

1HP (British) = 746 Watts = 0.746 KW

1 KW = 1.34 HP

Power input is the power given to a machine to do work. Power output is what we get out of the machine. Power output is always less than power input due to friction in the machine. The ratio between power output to power input is efficiency of the machine and it is expressed in percentage. (Fig 3)



$$\text{efficiency} = \frac{\text{power output}}{\text{power input}} \times 100\%$$

### Indicated Horse Power and Brake Horse Power

The power actually generated by the engine or generator is the indicated horse power which is indicated on the plate.

The Brake horse power is the power available to do useful work. B.H.P is always less than I.H.P. due to losses to overcome frictional resistance.

$$\therefore \text{mechanical efficiency} = \frac{\text{B.H.P}}{\text{I.H.P}} \times 100\%$$

Work done by a force = Magnitude of the force x distance moved by the body

Power = Total work done / total time taken

$$\text{efficiency} = \frac{\text{power output}}{\text{power input}} \times 100\%$$

### Energy

The energy of a body is its capacity to do work. It is equal to power x time. Hence the unit of energy is the same as the unit of work in all systems.

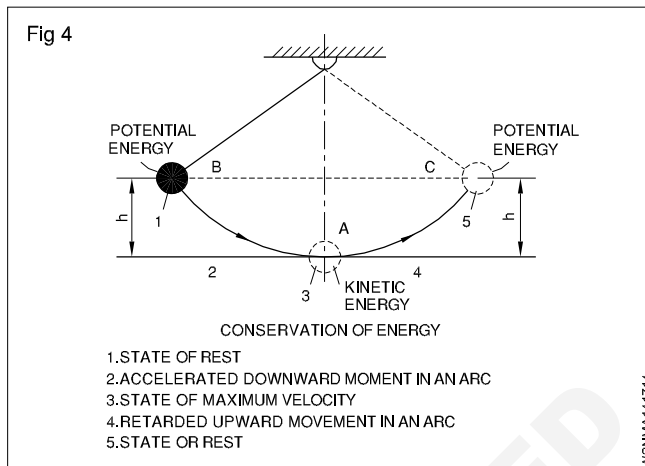
### Forms of energy

Mechanical energy, Electrical energy, Atomic energy, Heat energy, Light energy, Chemical energy, sound energy. Energy of one form can be transformed into energy of another form.

### Law of conservation of energy

- The energy can neither be created nor destroyed.
- Total energy possessed by a body remains the same. (Fig 4)

Depending upon the position of the body or body in motion, mechanical energy possessed by the body may be potential energy or kinetic energy respectively.



### Examples

- 1 A man weighting 75kg climb 200 metre high hill. Find the Work done by a man?

**Formula:** Work done (W) = F x S

**Given data:** F = 75 kg  
S = 200m

**To find:** Work done (W) = ?

**Solution:** Work done (W) = F x S  
= 75 x 200 = 15000

**Ans:** Work done (w) = 15000 kgm

- 2 Find the work required to lift a mass of 36.3 Newtons through a height of 3.7 metres?

**Formula:** Work done (W) = F x S

**Given data:** F = 36.3 N  
S = 3.7m

**To find:** Work done (W) = ?

**Solution:** Work done (W) = F x S  
= 36.3 x 3.7 N.m  
= 134.31 Joules

**Ans:** Work done (W) = 134.31 Joules

- 3 Calculate the Work done by a man weighing 50kg in carrying a mass of 20kg over his head when he covers a distance of 15metres in vertical direction.

**Formula:** Work done (W) = F x S

**Given data:** F = 50kg + 20kg = 70kg  
S = 15 m

**To find:** Work done (W) = ?

**Solution:** Work done (W) = F x S  
= 70 x 15 = 1050

**Ans:** Work done (W) = 1050 kg.m

- 4 A man weighing 60kg lifts a weight of 40kg to the top of building 12 metres height. Find the useful Work done by him and also the efficiency?

**Formula:** Work done (W) = F x S

**Given data:** Man weight = 60kg  
Lifts a weight = 40kg  
Total weight = 60 + 40 = 100kg  
Distance (S) = 12 m

**To find:** a) Work done (W) = ?  
b) Efficiency ( $\eta$ ) = ?

**Solution:**

$$\begin{aligned} \text{a) Work done (W)} &= F \times S \\ &= 100 \times 12 = 1200 \text{ kg.m} \end{aligned}$$

$$\begin{aligned} \text{b) Efficiency } (\eta) &= \frac{\text{Output}}{\text{Input}} \times 100\% \\ &= \frac{40 \times 12}{60 \times 12} \times 100\% \\ &= \frac{480}{720} \times 100\% \\ &= 66.67\% \end{aligned}$$

**Ans:** a) Work done (W) = 1200 kg.m  
b) Efficiency ( $\eta$ ) = 66.67%

- 5 A pump pumps 4000kg of water from 50 metres depth in 40 minutes. Find the Work done by pump in one second?

**Formula:** Work done (W) = F x S

**Given data:** F = 4000 kg  
S = 50 m

**To find:** Work done per second = ?

**Solution:**

$$\begin{aligned} &\text{Work done in 40 minutes,} \\ &\text{Work done (W)} = F \times S \\ &= 4000 \times 50 = 200000 \text{ kgm} \\ &= \frac{200000}{40} = 5000 \end{aligned}$$

$$\text{Work done in 1 second} = \frac{5000}{60} = 83.3$$

**Ans:** Work done in 1 second (W) = 83.33 kg.m

- 6 A body of 225 kg is moved by 300 metres in 90 seconds. Find the power required to lift this body?

**Formula:** Power (P) =  $\frac{F \times S}{t}$

**Given data:** F = 225 kg  
S = 300m  
t = 90 sec

**To find:** Power (P) = ?

$$\begin{aligned} \text{Solution: Power (P)} &= \frac{F \times S}{t} \\ &= \frac{225 \times 300}{90} \text{ kg.m/sec} \\ &= 750 \text{ kg.m/sec} \end{aligned}$$

**Ans:** Power (P) = 750 kg.m/sec

- 7 A hydraulic press lifts a load of 5 tonnes in 5 minutes to a height of 5 metres. Calculate the power of the press?

**Formula:** Power (P) =  $\frac{F \times S}{t}$

**Given data:** F = 5 tonnes = 5000 kg  
S = 5 metres  
t = 5 minutes = 5 x 60 = 300 sec

**To find:** Power (P) = ?

$$\begin{aligned} \text{Solution: Power (P)} &= \frac{F \times S}{t} \\ &= \frac{5000 \times 5}{300} = 83.33 \end{aligned}$$

**Ans:** Power (P) = 83.33 kg.m/sec

- 8 A man weighing 750N takes 25N material to a height of 10 metres in one minute. calculate the power of man?

**Formula:** Power (P) =  $\frac{F \times S}{t}$

**Given data:**

Man weight = 750N  
Material weight = 25N  
F = 750 + 25 = 775N  
S = 10 m  
t = 1 min = 60 sec

**To find:** Power (P) = ?

$$\begin{aligned} \text{Solution: Power (P)} &= \frac{F \times S}{t} \\ &= \frac{775 \times 10}{60} = 129.17 \text{ N m/sec} \end{aligned}$$

**Ans:** Power (P) = 129.17N m/sec (or) watts

- 9 What is the power of pump which takes 15 seconds to lift 90kg of water to a tank situated at a height of 30 metres. (Take  $g = 10\text{m/sec}^2$ )?

**Formula:** Power (P) =  $\frac{FxS}{t}$

**Given data:**  
 $F = 90\text{ kg}$   
 $S = 30\text{ m}$   
 $t = 15\text{ sec}$

**To find:** Power (P) = ?

**Solution:** Power (P) =  $\frac{FxS}{t}$   
 $= \frac{f \times g \times s}{t}$   
 $= \frac{90 \times 10 \times 30}{15}$   
 $= 180\text{ N m/sec}^2$

**Ans:** Power (P) = 180 watts

- 10 A hoist lifts a weight of 1000kg through a height of 33 metres in one minute. Find out the horsepower of the hoist?

**Formula:** Horsepower HP =  $\frac{FxS}{t} \times \frac{1}{75}$

**Given data:**  
 $F = 1000\text{ kg}$   
 $S = 33\text{ m}$   
 $t = 1\text{ minute} = 60\text{ sec}$

**To find:** Horsepower HP = ?

**Solution:** Horsepower HP =  $\frac{FxS}{t} \times \frac{1}{75}$   
 $(\because 75\text{ kg.m/sec} = 1\text{ HP})$   
 $= \frac{1000 \times 33}{60} \times \frac{1}{75}$   
 $= 7.33\text{ H.P.}$

**Ans:** Horsepower, HP = 7.33 H.P.

- 11 A pump can raise 900 litres of water per minute to a height of 45 metres. Calculate the H.P of pump?

**Formula:** Horsepower HP =  $\frac{FxS}{t} \times \frac{1}{75}$

**Given data:**  
 $F = 900\text{ litres} = 900\text{ kg}$   
 $S = 45\text{ m}$   
 $t = 1\text{ minute} = 60\text{ sec}$

**To find:** Horsepower HP = ?

**Solution:** Horsepower HP =  $\frac{FxS}{t} \times \frac{1}{75}$   
 $(\because 1\text{ HP} = 75\text{ kg.m/sec})$

$$= \frac{900 \times 45}{60} \times \frac{1}{75} = 9\text{ H.P.}$$

**Ans:** Horsepower, HP = 9 H.P.

- 12 Find the horsepower of an engine to lift a weight of 2 tonnes to a height of 30 metres in two minutes?

**Formula:** Horsepower HP =  $\frac{FxS}{t} \times \frac{1}{75}$

**Given data:**  
 $F = 2\text{ tonnes} = 2000\text{ kg}$   
 $S = 30\text{ m}$   
 $t = 2\text{ minutes} = 120\text{ sec}$

**To find:** Horsepower HP = ?

**Solution:** Horsepower HP =  $\frac{FxS}{t} \times \frac{1}{75}$   
 $(\because 1\text{ HP} = 75\text{ kg.m/sec})$   
 $= \frac{2000 \times 30}{120} \times \frac{1}{75} = 6.67\text{ H.P.}$

**Ans:** Horsepower, HP = 6.67 H.P.

- 13 Find out horsepower of a pump required to lift 10000 litres of water in 3 minutes at height of 16 metres. Assume efficiency of pump as 94%?

**Formula:** Horsepower HP =  $\frac{FxS}{t} \times \frac{1}{75}$

$$\eta = \frac{\text{Output}}{\text{Input}} \times 100\%$$

**Given data:**  
 $F = 10000\text{ litres} = 10000\text{ kg}$   
 $S = 16\text{ metres}$   
 $t = 3\text{ minute} = 180\text{ sec}$

**To find:** Horsepower HP = ?

**Solution:** Horsepower HP =  $\frac{FxS}{t} \times \frac{1}{75}$   
 $(\because 1\text{ HP} = 75\text{ kg.m/sec})$

$$= \frac{10000 \times 16}{180} \times \frac{1}{75}$$

$$= 11.85\text{ H.P.}$$

$$\eta = \frac{\text{Output}}{\text{Input}} \times 100\%$$

$$94 = \frac{11.85}{\text{Input}} \times 100\%$$

$$\text{Input} = \frac{11.85 \times 100}{94} = \frac{1185}{94}$$

$$= 12.606\text{ H.P.}$$

**Ans:** Input H.P of Pump = 12.606 H.P.

- 14 Find the horsepower of a motor which is required to lift 500 tonnes of coal per hour from a mine of 320 metre depth. Efficiency of motor is 0.75?

**Formula:**  $\eta = \frac{\text{Output}}{\text{Input}} \times 100\%$

$$\text{Output H.P} = \frac{F \times S}{t} \times \frac{1}{75}$$

**Given data:**

$$F = 500 \text{ tonnes} = 500000 \text{ kg}$$

$$S = 320 \text{ metres}$$

$$t = 1 \text{ hour} = 3600 \text{ sec}$$

$$\eta = 0.75 = 75\%$$

**To find:** Pump HP = ?

**Solution:**

$$\text{Output HP} = \frac{F \times S}{t} \times \frac{1}{75}$$

$$(\because 1 \text{ HP} = 75 \text{ kg.m/sec})$$

$$= \frac{500000 \times 320}{3600} \times \frac{1}{75}$$

$$= 592.59 \text{ H.P.}$$

$$\eta = \frac{\text{Output}}{\text{Input}} \times 100\%$$

$$75 = \frac{592.59 \times 100}{\text{Input}}$$

$$\text{Input} = \frac{59259}{75}$$

**Ans:** Input = 790.12 H.P

- 15 A train weighing 25 tonnes is moving at a speed of 90km/hour. Find the horsepower of the engine, if the frictional force is 5kg per tonnes?

**Formula:** Horsepower HP =  $\frac{F \times S}{t} \times \frac{1}{75}$

**Given data:** Train speed = 90 km/hour

$$= 90 \times \frac{1000}{3600} = 25 \text{ m/sec}$$

$$\text{Train weight} = 25 \text{ tonnes}$$

$$\text{Frictional force per tonnes} = 5 \text{ kg}$$

$$25 \text{ tonnes frictional force}$$

$$(F) = 25 \times 5 = 125 \text{ kg}$$

**To find:** Horsepower of the engine = ?

**Solution:**  $\text{HP} = \frac{F \times S}{t} \times \frac{1}{75}$

$$= \frac{125 \times 25}{1} \times \frac{1}{75}$$

**Ans:** HP = 41.67 H.P.

- 16 A pump delivers 9000 litres of water per minute to a height of 14 metres. The efficiency of the pump is 78%. The efficiency of electric motor which drives the pump is 92%. Find out the input of the motor?

**Formula:**  $\eta = \frac{\text{Output}}{\text{Input}} \times 100\%$

$$\text{Output H.P} = \frac{F \times S}{t} \times \frac{1}{75}$$

$$1 \text{ H.P} = 0.7355 \text{ KW (metric)}$$

**Given data:**

$$F = 9000 \text{ litres} = 9000 \text{ kg}$$

$$S = 14 \text{ metres}$$

$$t = 1 \text{ minute} = 60 \text{ sec}$$

$$\text{pump } \eta = 75\%$$

$$\text{motor } \eta = 92\%$$

**To find:** Electric motor (KW) = ?

**Solution:**

$$\text{Pump Output HP} = \frac{F \times S}{t} \times \frac{1}{75}$$

$$= \frac{9000 \times 14}{60} \times \frac{1}{75}$$

$$= 28 \text{ H.P.}$$

Input of the pump

$$\eta = \frac{\text{Output}}{\text{Input}} \times 100\%$$

$$78 = \frac{28}{\text{Input}} \times 100$$

$$\text{Input} = \frac{28 \times 100}{78} = 35.9 \text{ H.P}$$

Output of the motor = Input of the pump

$$\text{Output} = 35.9 \text{ H.P}$$

Input of the motor

$$\text{Motor } \eta = \frac{\text{Output}}{\text{Input}} \times 100\%$$

$$92 = \frac{35.9}{\text{Input}} \times 100$$

$$\text{Input} = \frac{35.9 \times 100}{92} = 39.02 \text{ H.P}$$

**Ans:** Motor input = 39.02 H.P



17 I.H.P of generator is 6 H.P and its efficiency is 90%.  
Find tis B.H.P.

**Formula:**  $\eta = \frac{\text{B.H.P}}{\text{I.H.P}} \times 100\%$

**Given data:**

$$\text{I.H.P} = 6 \text{ H.P}$$

$$\eta = 90\%$$

**To find:** B.H.P = ?

**Solution:**  $\eta = \frac{\text{B.H.P}}{\text{I.H.P}} \times 100\%$

$$90 = \frac{\text{B.H.P}}{6} \times 100\%$$

$$\frac{90 \times 6}{100} = \text{B.H.P}$$

$$\text{B.H.P} = 5.4 \text{ H.P}$$

**Ans:** B.H.P of generator = 5.4 H.P

18 A machine is working on 80% efficiency I.H.P of machine is 50. Calculate the power lost in friction.

**Formula:** I.H.P = B.H.P + Frictional losses

$$\eta = \frac{\text{B.H.P}}{\text{I.H.P}} \times 100\%$$

**Given data:** Efficiency  $\eta = 80\%$

$$\text{I.H.P} = 50$$

**To find:** Friction = ?

**Solution:**  $\eta = \frac{\text{B.H.P}}{\text{I.H.P}} \times 100\%$

$$80 = \frac{\text{B.H.P}}{\text{I.H.P}} \times 100\%$$

$$80 = \frac{\text{B.H.P}}{50} \times 100\%$$

$$\frac{80 \times 50}{100} = \text{B.H.P}$$

$$\text{B.H.P} = 40$$

$$\text{B.H.P} = \text{I.H.P} - \text{F.H.P}$$

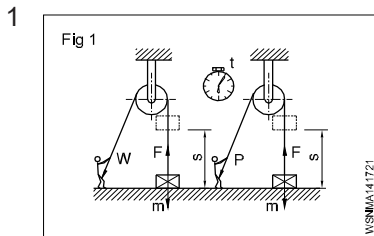
$$40 = 50 - \text{F.H.P}$$

$$40 + \text{F.H.P} = 50$$

$$\text{F.H.P} = 50 - 40 = 10$$

**Ans:** Loss of friction = 10 H.P

## Assignment



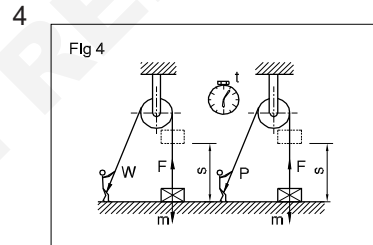
$$m = 55 \text{ kg}$$

a)  $s = 1.82 \text{ metres}$   
 $W = \text{_____} \text{ joules}$

b)  $s = 1.40 \text{ metres}$   
 $W = \text{_____} \text{ joules}$

c)  $s = 0.85 \text{ metres}$

$$W = \text{Joules}$$



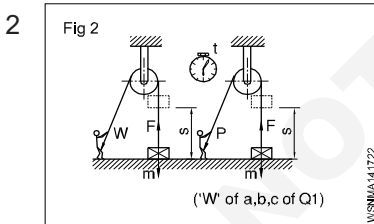
$$m = 75 \text{ kg}$$

$$s = 100 \text{ metres}$$

$$t = 12 \text{ secs}$$

$$W = \text{_____} \text{ Nm}$$

$$P = \text{_____} \text{ Watts}$$



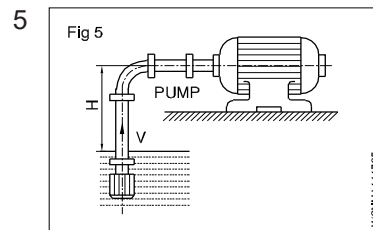
$$t = 8 \text{ secs}$$

a)  $P = \text{_____} \text{ Watts}$

b)  $P = \text{_____} \text{ Watts}$

c)  $P = \text{_____} \text{ Watts}$

(\*W of a,b,c of Q1)

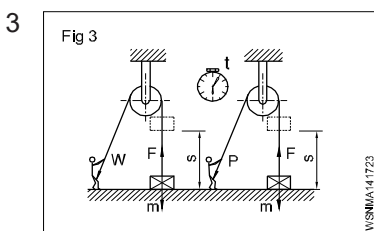


$$V = 1 \text{ m}^3/\text{min}$$

$$H = 2 \text{ m}$$

$$\eta = 0.75$$

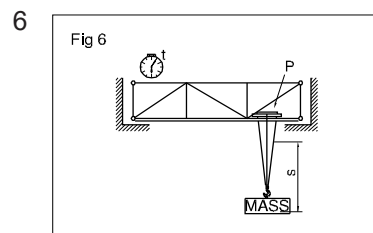
$$\text{Power input} = \text{_____} \text{ kW}$$



$$W = 1312.5 \text{ Joules}$$

$$m = 350 \text{ kg}$$

$$s = \text{_____} \text{ metres}$$



$$P = 12 \text{ kW}$$

$$s = 4 \text{ metres}$$

$$t = 20 \text{ secs}$$

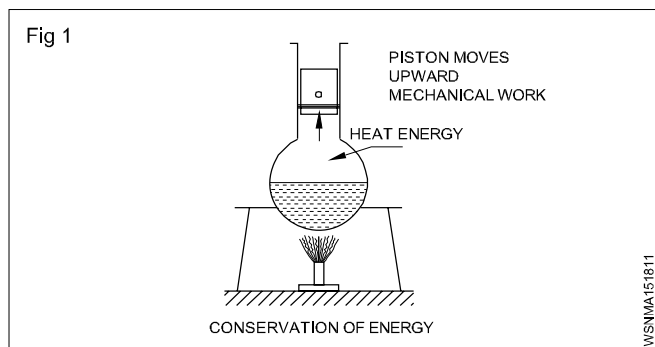
$$m = \text{_____} \text{ kg}$$



## Heat & Temperature and Pressure - Concept of heat and temperature, effects of heat, difference between heat and temperature, boiling point & melting point of different metals and non-metals

### Heat

It is a form of energy. Heat energy can be transformed into other forms of energies. Heat flows from a hotter body to a colder body. (Fig 1)



### Units of heat

**Calorie:** It is the quantity of heat required to raise the temperature of 1 gram of water through 1°C.

**BTHU:** It is the quantity of heat required to raise 1 lb of water through 1°F. (British thermal unit).

**C.H.U;** It is the quantity of heat required to raise 1 lb of water through 1°C.

**Joule :** S.I. Unit (1 Calorie = 4.186 joule)

### Effects of heat

- Change in temperature
- Change in size
- Change in state
- Change in structure
- Change in Physical properties

### Specific heat

The quantity of heat required to raise the temperature of one gm of a substance through 1°C is called specific heat. It is denoted by the letter 's'.

Specific heat of water	= 1
Aluminium	= 0.22
Copper	= 0.1
Iron	= 0.12

### Thermal capacity:

It is the amount of heat required to raise the temperature of a substance through 1°C is called the thermal capacity of the substance.

$$\text{Thermal capacity} = ms \text{ calories.}$$

**Calorific value:** The amount of heat released by the complete combustion of unit quantity of the fuel (Mass or volume) is known as calorific value of fuels.

### Water equivalent

It is the mass of water which will absorb the same amount of heat as the given substance for the same temperature rise. Water equivalent = Mass of the substance x specific heat of the substance.

Therefore water equivalent =  $ms$

### Types of heat

- 1 Sensible heat and
- 2 Latent heat

#### 1 Sensible heat

Sensible heat is the heat absorbed or given off by a substance without changing its physical state. It is sensible and can be absorbed by the variation of temperature in the thermometers.

#### 2 Latent heat

The heat gained or given by the substance during a change of state (from solid to liquid to gas) is called latent heat or hidden heat. The heat absorbed or given off does not cause any temperature change in the substance.

Types, 1. Latent heat of fusion of solid

2. Latent heat of vaporisation of solid.

#### 1 Latent heat of fusion of solid

The amount of heat required per unit mass of a substance at melting point to convert it from the solid to the liquid state is called latent heat of fusion of solid. Its unit is cal/gram.

#### Latent heat of fusion of ice

The amount of heat required to convert per unit mass of the ice into water at 0°C temperature is called latent heat of fusion of ice.

Latent heat of fusion of ice(L) = 80 cal/gram

#### 2 Latent heat of vaporisation of liquid

The amount of heat required to vaporise a unit mass of liquid at its boiling point is called latent heat of vaporisation.

#### Latent heat of vaporisation of water or latent heat of steam

The amount of heat required to convert into steam of a unit mass of water at its boiling point (100°C) is called latent heat of vaporisation of water or latent heat of steam.

Latent heat of steam(L) = 540 cal/gram

## Temperature

It is the degree of hotness or coldness of a body. The temperature is measured by thermometers.

### Difference between heat and temperature

Heat	Temperature
1 It is a form of energy.	This tells the state of heat.
2 Its unit is calorie.	Its unit is degree.
3 Heat is measured by calorimeter.	Temperature is measured by thermometer.
4 By adding quantity of heat of two substances their total heat can be calculated.	By adding two temperatures we cannot find the temperature of the mixture.
5 By heating a substance the quantity of heat is increased regardless of increase in temperature.	Two substances may read the same temperature though they might be having different amount of heat in them.

## Boiling point

Any substance starts turning into a gas shows the temperature at which it boils this is known as the boiling point. The boiling point of water is 100°C.

## Melting point

The temperature at which any solid melts into liquid or liquid freezing to solid is called the melting point of substance. The melting point of ice is 0°C.

### List of melting point and boiling point of metals and Non -metals

Metals and Non-metals	Melting point °C	Boiling point °C	Metals and Non-metals	Melting point °C	Boiling point °C
Aluminium	660.25	2519	Manganese	1246	2061
Argon	-189.19	-185.85	Mercury	-38.72	357
Arsenic	817	614	Molybdenum	2617	4639
Barium	729	1897	Nickel	1453	2913
Beryllium	1287	2469	Nitrogen	-209.86	-195.79
Bromine	-7.1	58.8	Oxygen	-226.65	-182.95
Cadmium	321.18	767	Phosphorus (white)	44.1	280
Calcium	839	1484	Plutonium	640	3228
Carbon (diamond)	3550	4827	Potassium	63.35	759
Carbon (graphite)	3675	4027	Radium	700	1737
Chlorine	-100.84	-34.04	Silicon	1410	3265
Cobalt	1495	2927	Silver	961	2162
Copper	1084.6	2562	Sodium	98	883
Gold	1064.58	2856	Sulfur	115.36	444.6
Helium	-	-268.93	Tin	232.06	2602
Hydrogen	-259.98	-252.87	Titanium	1660	3287
Iodine	113.5	184.3	Tungsten (wolfram)	3422	5555
Iridium	2443	4428	Uranium	1132	4131
Iron	1535	2861	Zinc	419.73	907
Lead	327.6	1749			
Lithium	180.7	1342			
Magnesium	650	1090			

## Heat & Temperature and Pressure - Concept of pressure - Units of pressure, atmospheric pressure, absolute pressure, gauge pressure and gauges used for measuring pressure

### Concept of pressure

Continuous physics force exerted on or against an object by something in contact with it.

#### Definition

Pressure is an expression of force exerted on a surface per unit area, i.e., the force applied is perpendicular to the surface of object per unit area.

$$\text{Pressure} = \frac{\text{Force}}{\text{Area}} = \frac{\text{Newton}}{\text{sq. meter}} = P = \frac{F}{A} \text{ N/m}^2$$

As the amount of gas increases assuming the volume of chamber and the temperature remain constant the pressure increases.

**Unit:** Standard unit and also the S.I. unit of pressure is Pascal (Pa) and Metric unit of pressure is Bar.

1 Pascal is defined as a force of one newton per square metre

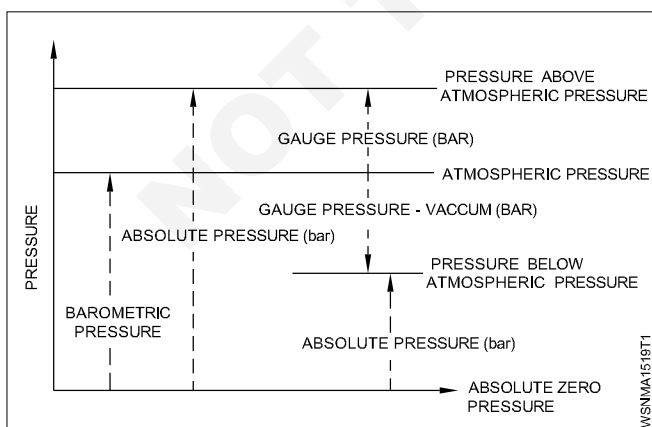
$$\text{i.e., } 1 \text{ Pascal} = 1 \text{ N/m}^2$$

$$1 \text{ Bar} = 10^5 \text{ N/m}^2$$

#### Pressure units in different systems

British unit FPS	Pounds per square inch	lb/in <sup>2</sup>
Metric units CGS	Gram per square centimetre	g/cm <sup>2</sup>
MKS	Kilogram per square metre	kg/m <sup>2</sup>
International unit SI	Newtons per square metre	N/m <sup>2</sup>

### Types of Pressure



- 1 Absolute pressure
- 2 Atmosphere pressure
- 3 Gauge pressure

### Measuring Instruments

#### I Manometers

- a Simple manometer
  - i Piezometer
  - ii 'U' tube manometer
  - iii single column manometer
- b Differential manometer
  - i 'U' tube differential manometer
  - ii Inverted 'U' tube manometer

#### II Mechanical Gauges

- a Diaphragm pressure gauge
- b Bourdon's tube pressure gauge
- c Dead weight pressure gauge
- d Bellows pressure gauge

### Example

A liquid gives force of 100 N over an area of 2m<sup>2</sup>. What is the pressure?

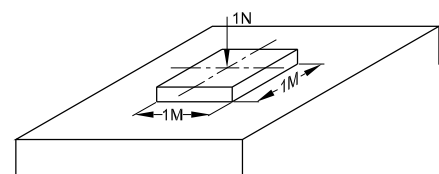
$$\text{Force} = 100 \text{ N}$$

$$\text{Area} = 2 \text{ m}^2$$

$$\text{Pressure} = ?$$

$$P = \frac{F}{A} = \frac{100}{2} = 50 \text{ N/m}^2$$

Fig 1



CONCEPT OF PRESSURE

Unit of pressure N/m<sup>2</sup>, 1 N/m<sup>2</sup> = 1 pascal.

This unit is too small (Pressure of a fly on a area of 1 cm<sup>2</sup>). Hence 'bar' is introduced as the unit of pressure. 1 bar = 10<sup>5</sup> pascal.

$$10^5 P_a = 10^5 \frac{\text{N}}{\text{m}^2} = 10 \frac{\text{N}}{\text{cm}^2} = 1 \text{ bar}$$

1 bar = 1000 mbar. [SI unit of Pressure is Pascal (Pa) and Metric unit of Pressure is bar]

### Properties of Pressure

- 1 Liquid pressure increase with depth.

- Liquid pressure depends upon the density of the liquid
- The pressure is same in all directions about a point in liquid at rest
- Upward pressure at a point in a liquid is equal to downward pressure

### Pascal's Law

A French scientist, Pascal stated that the pressure applied at any point in liquid, at rest is transmitted equally in all directions. This is known as Pascal's law.

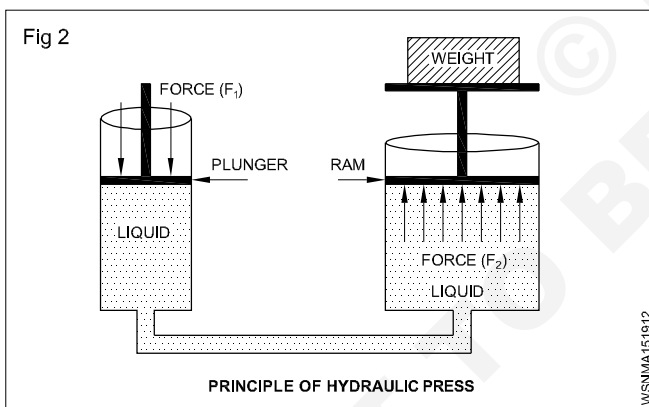
### Applications of Pascal's law

Pascal's law is applied in many devices like the siphon, hydraulic press, hydraulic lift, brahma press, air compressor, rotary pump and hydraulic brake. These hydraulic machines are based on the principle of transmission of pressure in liquids.

### Principle of Hydraulic press

Two cylinders having different cross sectional area are connected to each other by a horizontal connecting tube. The apparatus is filled with a liquid. The two cylinders are fitted with air tight piston.

By giving a small input force on a plunger of a small cross sectional area cylinder a large output force are produced on the ram of large cross sectional area cylinder. According to Pascal's law, small input pressure exerted on plunger is transmitted by the liquid to the ram without any loss. Therefore a small force can be used to lift a much large force or weight. (Fig 2)



$$\frac{\text{Force on plunger}(F)}{\text{Plunger area}(a)} = \frac{\text{Weight on the ram}(W)}{\text{Ram area}(A)}$$

$$\frac{F}{a} = \frac{W}{A}$$

$$\text{Weight on the ram } (W) = \frac{F \times A}{a}$$

### Properties of Air

- Actually speaking, air is a mixture of gases. Air is invisible, colourless, odourless, and tasteless.
- Composition: The main constituents of air by volume are 78% nitrogen, 21% oxygen, and 1% other gases such as argon and carbon dioxide.

- The gaseous layer of air around the earth is known as atmosphere

### Pressure Relationship

- Atmospheric pressure :** The air surrounding the earth exerts a pressure on the earth's surface. The pressure prevailing directly on the earth's surface is known as atmospheric pressure.
- The atmospheric pressure is also referred to as reference pressure. Normally it considers the sea level as its reference point.
- The atmospheric pressure may be calculated from the fundamental principle of barometer which states that the barometer reads the pressure due to the height of mercury (Hg) in the tube and its weight.

$$\therefore \text{Atmospheric pressure} = \rho g h$$

Where (rho)  $\rho$  = Density of mercury (Hg) = 13600 kg/m<sup>3</sup>

$g$  = Acceleration due to gravity = 9.81 m/s<sup>2</sup>,

and

$h$  = height of mercury (Hg) column  
= 760 mm of Hg at normal sea level.

Substituting the above values in equation, we get

$$\text{Atmospheric pressure} = 13600 \times 9.81 \times 0.76$$

$$= 1,01,396 \text{ N/m}^2$$

$$= 1.013 \text{ bar}$$

But for easy and simple calculation, we take the atmospheric pressure as 1 bar.

- Absolute pressure:** absolute pressure is defined as the pressure which is measured with reference in absolute vacuum pressure.
- Gauge pressure:** It is defined as the pressure which is measured with the help of a pressure measuring instrument in which the atmospheric pressure is taken as datum. The atmospheric pressure on the scale is marked as zero.
- Vacuum pressure:** It is defined as the pressure below the atmospheric pressure.

Mathematically:

$$\text{i) Absolute pressure} = \text{Atmospheric pressure} + \text{Gauge pressure}$$

$$P_{ab} = P_{atm} + P_g$$

$$\text{ii) Absolute pressure} = \text{Atmospheric pressure} - \text{Vacuum pressure}$$

$$P_{ab} = P_{atm} - P_{vacc}$$

$$\text{iii) Vacuum pressure} = \text{Atmospheric pressure} - \text{Absolute pressure}$$

$$1 \text{ Atmospheric pressure} = 76 \text{ cm of mercury} = 33.91 \text{ ft of water}$$

$$= 76 \times 13.6 \text{ gm/cm}^2$$

$$= 76 \times 13.6 \times 10^{-3} \text{ kg/cm}^2$$

$$= 76 \times 13.6 \times 10^{-3} \times 9.8 \text{ N/cm}^2$$

$$= 10.13 \text{ N/cm}^2$$

$$= 1.013 \text{ bar}$$

$$= 1013 \text{ mbar [1 bar = 1000 mbar]}$$

$$1 \text{ Pascal} = 1 \text{ N/m}^2$$

$$1 \text{ bar} = 10^5 \text{ Pascal} = 10^5 \text{ N/m}^2 = 10 \text{ N/cm}^2$$

$$1 \text{ bar} = 0.986923 \text{ atmosphere}$$

$$1 \text{ millibar} = 0.01 \text{ N/cm}^2 = 10^{-2} \text{ N/cm}^2$$

$$1 \text{ atmospheric Pressure (FPS)} = 14.7 \text{ Pound/inch}^2 \text{ (psi)}$$

$$1 \text{ atmospheric Pressure (Metric)} = 1.0336 \text{ Kg/cm}^2$$

$$1 \text{ atmospheric Pressure (Metric)} = 1.014 \times 10^6 \text{ dyne/cm}^2$$

## Effects of altitude on atmospheric pressure

Atmospheric pressure changes according to altitude a tabulation is shown here with variations.

**For every 11 meter above sea level drop in air pressure is 1.3 m bar.**

**For every 1000 ft above sea level drop in air pressure is 1" Hg (mercury)**

S. No.	Place	Unit of Pressure	Mercury column	Inch units
1	Sea level	1013 m bar	750 mm	14.7 psi
2	520 metres above sea level	951.5 m bar	700 mm	13.7 psi

## Pressure gauges

They are instruments or devices used to measure the pressure of liquid steam or gas contained in a vessel. There are also known as manometers.

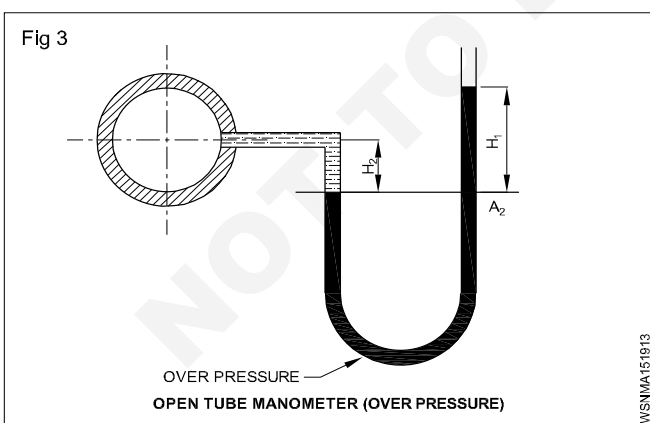
### Types of manometers

- Open tube
- Closed tube
- Differential type
- Inverted type

### Mechanical pressure gauges

- Bourdon's pressure gauge
- Diaphragm pressure gauges
- Dead weight pressure gauges

### Open tube manometer (Fig 3)

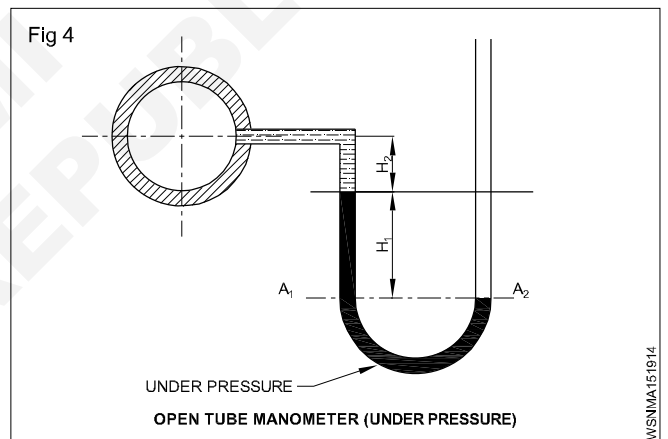


It is more suitable to measure pressure in vessels which is having little variation to atmospheric pressure. It is a 'u' shaped tube containing mercury having its one end connected to the vessel container in which the liquid is there whose pressure is to be determined. The other end is open. The manometer will show a difference in both the limbs of the tube when the pressure inside the vessel is more or less than the air pressure outside.

For a barometer reading with reference to an atmospheric pressure of 1 bar we have

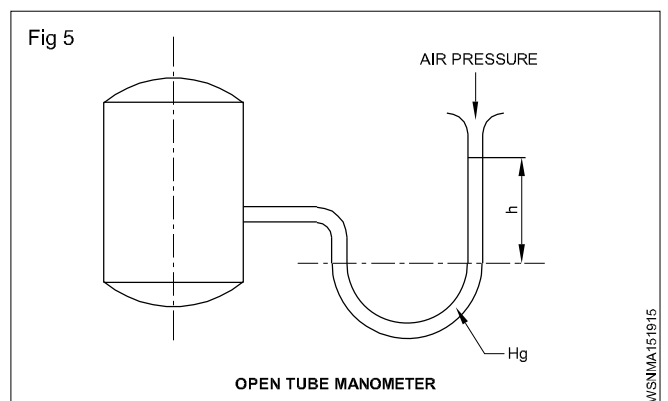
$$P_a = 1 + P_o \text{ (shown in Fig 3)}$$

$$P_a = 1 - P_u \text{ (shown in Fig 4)}$$



### Example (Fig 5)

A manometer is connected to an air pressure tank and it indicates an over pressure of 615 mm pressure head. The external air pressure is 1015 mbar. Calculate the absolute pressure in bar and in Pascal (Fig 5).



Absolute Pressure = External Air Pressure + Over Pressure

$$P_a = 1015 \text{ mbar} + 100 \text{ mbar} \times 615 \text{ mm} / 750 \text{ mm}$$

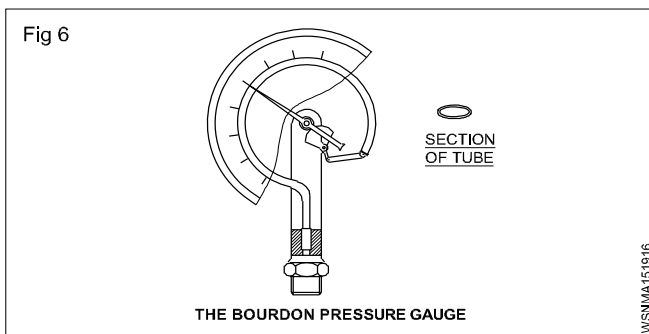
$$= 1835 \text{ mbar}$$

$$P_a = 1.835 \text{ bar} = 1.835 \times 10^5 \text{ Pascal}$$

**If the barometer reading is in mm, it is always necessary to convert into m bar.**

## Pressure and Vacuum gauges

### Bourdon tube pressure gauges (Fig 6)



In I.C. Engines, Bourdon tube pressure gauges are widely employed for measurement of pressure, temperature and vacuum. In these gauges, a Bourdon tube which is a tempered, one is used and it attempts to straighten out under pressure and temperature and contract under vacuum.

The working is briefly described here refer to figure. A phosphor bronze tube or elliptical cross section is used and bent to an arc of a circle. The free end of the tube is sealed under internal pressure (or temperature), it attempts to straighten out. During this process, it operates sector, pinion and needle which indicates pressure or temperature over a calibrated dial. The entire unit is mounted on a casing and covered with glass and frame and around it.

### Vacuum gauges

These are also of Bourdon tube type gauges where the tube attempts to contract under vacuum thus recording vacuum of the engine in mm Hg (millimeters of mercury)

**A reading of 760 mm Hg is perfect vacuum (zero absolute pressure)**

**A zero of say 300 mm Hg means to say that 300 mm of vacuum is equivalent to (760-300) 460 milliHg absolute pressure.**

- Vacuum gauges are often used by service mechanics to find out the mechanical condition of the engine and whether valves, ignition timing and carburetor setting are correct and carry out fine adjustments to obtain the best performance of the engine.
- **Vacuum in Diesel Engine governors:** This is measured by water column methods in fuel injection test bench
- **Vacuum in manifolds of an engine:** This can be measured by using vacuum gauge

- **Over-pressure:** The gas pressure of the tyre is bigger than the pressure of the atmosphere. In the tyre we have over pressure.
- **Under-pressure :** The gas pressure in the cylinder during the suction process is smaller. There is under pressure in the cylinder.
- **Absolute pressure:** The absolute pressure = air pressure + over-pressure. The pressure in vacuum is 0 bar.

The manometer indicates the over-pressure. The absolute pressure on the earth is normally 1 bar. The measured pressure plus 1 bar is the absolute pressure in normal conditions.

The unit for gas pressure is bar.

$$P_a = \text{absolute pressure}$$

$$P_o = \text{over pressure}$$

$$P_u = \text{under pressure}$$

Air pressure in technical calculations is assumed to be 1 bar.

### Rules and examples

Absolute pressure = over-pressure + air pressure

$$P_a = P_o + 1 \text{ bar}$$

Over-pressure = absolute pressure - air pressure

$$P_o = P_a - 1 \text{ bar}$$

Under-pressure = air pressure - absolute pressure

$$P_u = 1 \text{ bar} - P_a$$

Absolute pressure = air pressure - under-pressure

$$P_a = 1 \text{ bar} - P_u$$

### Examples

- What pressure is 2 bar over-pressure?  
 $P_a = 2 \text{ bar} + 1 \text{ bar} = 3 \text{ bar}$
- What over-pressure is 4 bar?  
 $P_o = 4 \text{ bar} - 1 \text{ bar} = 3 \text{ bar over-pressure}$
- How many bar under pressure is 0.7 bar?  
 $P_u = 1 \text{ bar} - 0.7 \text{ bar} = 0.3 \text{ bar under-pressure.}$
- How many bar is 0.3 bar under-pressure?  
0.7 bar.

## Properties of gases

### 1 Charles's law

#### First law or law of volume

At constant pressure the volume (V) of a given mass of gas is directly proportional to its absolute temperature(T)

$$V \propto T ; \frac{V}{T} = K \text{ (K - Constant)}$$



## Second law or law of pressure

At constant volume the pressure (P) of a given mass of gas is directly proportional to its absolute temperature (T).

$$P \propto T ; \frac{P}{T} = K \text{ (K - Constant)}$$

## 2 Boyle's law or Gas law

At constant temperature the volume (V) of a given mass of gas is inversely proportional to its pressure. (P)

$$V \propto \frac{1}{P} ; PV = K \text{ (K - Constant)}$$

## 3 Perfect gas equation

Since boyle's law and charles's law can not be applied independently due to changes in pressure, volume and temperature a combined law called "gas equation" has been formulated. Gas equation is relating to pressure, volume and temperature of perfect gas which obeys both the boyle's law and charles's law. A gas which obeys boyle's and charles's law is called ideal gas.

As per boyle's law

$$V \propto \frac{1}{P} \quad PV = K \text{ (Constant)} \quad P_1 V_1 = P_2 V_2 = K$$

As per charle's law

$$V \propto T \quad \frac{V}{T} = K \text{ (Constant)} \quad \frac{V_1}{T_1} = \frac{V_2}{T_2} = K$$

Combining the above two laws,

$$\frac{P_1 V_1}{T_1} = \frac{P_2 V_2}{T_2} = R \text{ [R = gas constant]}$$

$$\frac{PV}{T} = R$$

$$PV = RT$$

P = Pressure (KN/m<sup>2</sup>)  
V = Volume (m<sup>3</sup>)  
m = Mass (Kg)  
R = gas constant (Kgf.m/kg/k)  
T = absolute temperature (K)

If mass of the gas is m, then

$$PV = mRT$$

Gas constant R = 29.27 kgf.m / kg/ k

$$= 287 \text{ joule/Kg/k}$$

## True gas and its properties

- 1 It has mass and volume. So, it has weight.
- 2 It can be compressed or expanded into a container.
- 3 It is invisible.

## 4 General Gas Law

Boyle's, Charles', and Gay-Lussac's laws can be combined to obtain the general gas law is given by,

$$\frac{PV}{T} = \text{Constant (or)}$$

$$\frac{P_1 V_1}{T_1} = \frac{P_2 V_2}{T_2} = \frac{P_3 V_3}{T_3} = \dots \dots \dots \frac{P_n V_n}{T_n}$$

In the perfect gas law, the P and T represents absolute pressure and absolute temperature (in °K) respectively.

- 1 1 kg of air at 5 kgf/cm<sup>2</sup> and 30°C is expanded to atmospheric pressure and 20°C. What will be the volume occupied?

**Solution:** Assuming atmospheric pressure is 1.033 kgf/cm<sup>2</sup> and gas constant

$$R = 29.27 \text{ kg m/kg/°K;}$$

$$P_1 = 5 \text{ kgf/cm}^2 = 5 \times 10^4 \text{ kg/m}^2$$

$$T_1 = 30^\circ\text{C} = 30 + 273 = 303^\circ \text{ Kelvin}$$

$$\text{Mass of air} = m = 1 \text{ kg}$$

Applying formula:

$$P_1 V_1 = m.R.T_1$$

$$V_1 = \frac{m.R.T_1}{P_1}$$

$$= \frac{1 \times 29.27 \times 303}{5 \times 10^4}$$

$$= 0.1774 \text{ cubic metre}$$

The following information is ready:

$$P_1 = 5 \times 10^4 \text{ kg/metre}^2$$

$$V_1 = 0.1774 \text{ cubic metre}$$

$$T_1 = 303^\circ\text{K}$$

$$P_2 = 1.033 \text{ kgf/cm}^2 = 1.033 \times 10^4 \text{ kg/metre}^2$$

$$T_2 = 20^\circ\text{C} = 20 + 273 = 293^\circ\text{K}$$

Let  $V_2$  = Volume occupied = To Find

Applying formula:

$$\frac{P_1 V_1}{T_1} = \frac{P_2 V_2}{T_2}$$

$$V_2 = \frac{P_1 V_1 T_2}{P_2 T_1}$$

$$= \frac{(5 \times 10^4) \times 0.1774 \times 293}{(1.033 \times 10^4) \times 303}$$

$$= 0.8303 \text{ cubic metre}$$

**Volume occupied = 0.8303 cubic metre**

- 2 Find the volume of a gas, if its absolute temperature doubled and the pressure is reduced to one half.

**Solution:** At initial stage:

$$\text{Let initial pressure} = P_1$$

$$\text{Initial Volume} = V_1$$

$$\text{Initial temperature} = T_1$$

At final stage:

$$P_2 = \text{Final pressure}$$

Since pressure is reduced to one half of initial pressure, we can say

$$P_2 = \frac{1}{2} P_1$$

$$T_2 = \text{Final temperature}$$

Since temperature is doubled, we can say

$$T_2 = 2T_1$$

$$V_2 = \text{Volume of gas required} = \text{To Find}$$

Applying formula

$$\frac{P_1 V_1}{T_1} = \frac{P_2 V_2}{T_2}$$

$$V_2 = \frac{P_1 V_1 T_2}{T_1 P_2}$$

$$= \frac{P_1 V_1 2T_1}{T_1 \frac{1}{2} P_1}$$

$$= 4V_1$$

$$V_2 = 4V_1$$

**Final volume = 4 times of initial volume**

- 3 Find the pressure at the depth of 40 metres below the surface of a lake in dynes per sq. cm., the atmospheric pressure being neglected.**

**Solution:**

Depth of water level  $p = 40 \text{ m} = 4000 \text{ cm}$

Density of water  $d = 1 \text{ gram/cc}$

Acceleration due to gravity  $g = 980 \text{ cm/sec}^2$

Pressure below the surface of lake is given by the formula  
 $= \rho \cdot d \cdot g$ .

$$\text{Pressure} = \rho \cdot d \cdot g$$

$$= 4000 \times 1 \times 980$$

$$= \mathbf{3920000 \text{ dynes per sq. cm.}}$$

- 4 At 5 atmospheric pressure 0.2 cu. metre air is filled in a container. If the same air is filled at constant temperature in a 1 cu. metre volume of container then calculate the air pressure in the container.**

**Solution:** At constant temperature the gas follows Boyle's Law

$$P_1 V_1 = P_2 V_2$$

Here,  $P_1 = 5$ ,  $V_1 = 0.2 \text{ cu. metre}$ ,  $V_2 = 1 \text{ cu. metre}$

$$P_1 V_1 = P_2 V_2$$

$$5 \times 0.2 = P_2 \times 1.0$$

$$P_2 = \frac{5 \times 0.2}{1.0} = 1$$

**Air pressure in the container = 1 atmospheric.**

- 5 The column of mercury in a barometer is 76 cm. If instead of mercury the kerosene oil is filled in the barometer, what would be the state of column when relative density of kerosene oil is 0.8?**

**Solution:** Suppose the height of column of kerosene in the mercury tube is  $h_2$ , then the pressure of column of kerosene = pressure of column of mercury. Assuming relative density of mercury = 13.6

$$h_2 d_2 g = h_1 d_1 g$$

$$h_2 = \frac{h_1 d_1 g}{d_2 g} = \frac{h_1 d_1}{d_2}$$

$$= \frac{76 \times 13.6}{0.8}$$

$$= 1292 \text{ cm}$$

$$= \mathbf{12.92 \text{ metres}}$$

- 6 The volume of a gas at 770 mm pressure is 403 cc. Find the pressure when the volume is reduced to 341 cc.**

As per Boyles Law

$$P_1 V_1 = P_2 V_2$$

$$770 \times 403 = P_1 \times 341$$

$$P_1 = \frac{770 \times 403}{341}$$

Pressure when volume is reduced = **910 mm**

- 7 At 80 cm pressure the volume of a gas is 800 cu. cm. How much pressure be increased to bring the volume of gas at 200 cu. cm?**

$$\text{Pressure } P_1 = 80 \text{ cm}$$

$$\text{Volume } V_1 = 800 \text{ cu. cm}$$

$$\text{Volume } V_2 = 200 \text{ cu. cm}$$

As per Boyle's law

$$P_1 V_1 = P_2 V_2$$

$$80 \times 800 = P_2 \times 200$$

$$P_2 = \frac{80 \times 800}{200} = \frac{640}{2} = 320 \text{ cm}$$

Pressure to be increased =  $320 - 80 = 240 \text{ cm}$

$$= \mathbf{2.4 \text{ metres}}$$

- 8 A gas has a pressure of 2 kg/cm<sup>2</sup> and volume of 5m<sup>3</sup>. What will be the volume of gas if the pressure is reduced to 1 kg/cm<sup>2</sup> keeping the temperature constant?**

$$\text{Gas pressure } P_1 = 2 \text{ kg/cm}^2$$

$$\text{Volume } V_1 = 5 \text{ m}^3$$

$$\text{Pressure } P_2 = 1 \text{ kg/cm}^2$$



As per Boyle's law

$$P_1 V_1 = P_2 V_2$$

$$V_2 = \frac{P_1 \times V_1}{P_2} = \frac{2 \times 5}{1}$$

$$\text{Volume of gas} = 10\text{m}^3$$

- 9 A gas at 1.5 kgf/cm<sup>2</sup> occupying 0.2 m<sup>3</sup> is at 20°C. It is compressed to a pressure of 5 kgf/cm<sup>2</sup> such that its volume becomes 0.03m<sup>3</sup>. What will be final temperature of the gas?

$$\text{Temperature } T_1 = 20^\circ\text{C} = 20 + 273 = 293^\circ\text{ Kelvin}$$

$$\text{Volume of gas } V_1 = 0.2 \text{ m}^3$$

$$\begin{aligned}\text{Pressure of gas } P_1 &= 1.5 \text{ kgf/cm}^2 \\ &= 1.5 \times 10^4 \text{ kgf/m}^2\end{aligned}$$

$$\text{Volume } V_2 = 0.03 \text{ m}^3$$

$$\begin{aligned}\text{Pressure } P_2 &= 5 \text{ kgf/cm}^2 \\ &= 5 \times 10^4 \text{ kgf/m}^2\end{aligned}$$

As per perfect gas equation

$$\frac{P_1 V_1}{T_1} = \frac{P_2 V_2}{T_2}$$

$$T_2 = P_2 V_2 \times \frac{T_1}{P_1 V_1}$$

$$= 5 \times 10^4 \times 0.03 \times \frac{293}{1.5 \times 10^4 \times 0.2}$$

$$= \frac{439500}{1.5 \times 10^4 \times 0.2}$$

$$= \frac{439500}{3000}$$

$$= 146.5$$

$$T_2 = 146.5 \text{ Kelvin}$$

$$= 146.5 - 273$$

$$\text{Final temperature of gas} = -126.5^\circ\text{ C}$$

- 10 An automobile tyre contains 0.14 kg of air at 2 kg/cm<sup>2</sup> gauge pressure at 27°C. What is the volume of air in cubic cm?

In this sum gauge pressure is given. To solve it absolute pressure is necessary. Atmospheric pressure = 1.033 kg/cm<sup>2</sup>

$$\text{Absolute pressure} = \text{Gauge pressure} + \text{Atmospheric pressure}$$

$$= 2 + 1.033$$

$$= 3.033 \text{ kg/cm}^2$$

$$\text{Pressure } P = 3.033 \text{ kg/cm}^2$$

$$= 3.033 \times 10^4 \text{ kg/m}^2$$

$$\text{Weight of air } m = 0.14 \text{ kg}$$

$$\text{Temperature } T = 27^\circ\text{C} = 27 + 273$$

$$= 300^\circ\text{ Kelvin}$$

$$\text{Gas constant } R = 29.27 \text{ kgm kg/ Kelvin}$$

$$(\text{or}) 287 \text{ Joule / kg/ Kelvin}$$

As per perfect gas equation

$$PV = mRT$$

$$V = \frac{0.14 \times 29.27 \times 300}{3.033 \times 10^4}$$

$$= \frac{1229.34}{30330} = 0.0405 \text{ cu.m}$$

$$= 0.0405 \times 10^6$$

$$\text{Volume of air} = 40532 \text{ cu. cm}$$

## Assignment

- 1 At 10 atmospheric pressure 0.4 cu. metre air is filled in a container. If the same air is filled at constant temperature in a 2 cu. metre volume of container then calculate the air pressure in the container
- 2 The volume of a gas at 780 mm pressure is 413 cc. Find the pressure when the volume is reduced to 351cc.
- 3 A gas is transferred from one container of volume 100 cc. of a pressure of 1.5 kg/cm<sup>2</sup> into another container of capacity 200 cc. Find the pressure in the new container.
- 4 5 litre of air at 30°C and 1.1 atmospheric pressure is compressed to one litre and 10 atmospheric pressure. Calculate the temperature after compression.

## Basic Electricity - Introduction and uses of electricity, electric current AC,DC their comparison, voltage, resistance and their units

Electricity is a kind of energy. It is the most useful sources of energy which is not visible but its presence can be felt by its effects. Electricity is obtained by conversion of other forms of energy like heat energy, chemical energy, nuclear energy, mechanical energy and energy stored in water etc.,

To understand electricity, one must understand the structure of an atom.

Basically an atom contains electrons, protons and neutrons. The protons and neutrons are located in the centre of an atom and the electrons, a negative electric charge particle revolving around the nucleus in an atom. The proton has a positive charge. Neutrons are neutral and have no charge.

### Sources of electricity

#### Battery

Battery stores electrical energy in the form of chemical energy and it gives power when required. Battery is used in automobiles and electronics, etc.,

#### Generator

It is a machine which converts the mechanical energy into electrical energy.

When a conductor rotates between a magnetic field using prime mover an emf will be induced. By using this method all types of AC and DC generator - generates power.

E.g. Thermal power station  
Hydro power station  
Nuclear power station  
Wind power station  
Solar power station

#### Thermo couple

If two dissimilar pieces of metals are twisted together and its joined end is heated in a flame, then a potential difference or voltage will be induced across the ends of the wires. Such a device is known as a Thermo couple. Thermo couple is used to measure very high temperature of furnaces.

### Effects of electric current

When an electric current flows through a medium, its presence can be felt by its effects, which are given below.

#### 1 Physical effect

Human body is a good conductor. when the body touches the bare current carrying conductor, current flows through the human body to earth and body gets severe shock or cause even death in many cases.

#### 2 Magnetic effect

When an electric current passes through a coil, a magnetic field is produced around it.

E.g. : Electromagnet Motor, Generator, Electric bell

#### 3 Chemical effect

When an electric current passes through an electrolyte, chemical action takes place. Because of that, an electrical energy is stored in a battery as a chemical energy.

E.g.: Electroplating, Cells and battery charging, refining of metals etc.,

#### 4 Heating effect

When an electric current passes through any conductor, heat is produced in the conductor due to its resistance.

E.g. : Electric heater, Electric iron box, Electric lamp, Geyser, Soldering iron, Electric kettles, Electric welding etc.,

#### 5 X-ray and Laser rays effect

When a high frequency voltage is passed through a vacuum tube, a special type of rays come out, which is not visible. These rays are called x-rays. Laser rays also can be produced by electric current.

#### 6 Gas effect

When electrons pass through a certain type of sealed glass shell containing gas, then it emits light rays.

E.g: Mercury vapour lamp, Sodium vapour lamp, Fluorescent lamp, Neon lamp etc.,

### Uses of Electricity

- |                 |   |
|-----------------|---|
| 1 Lighting      | - Lamps                                       |
| 2 Heating       | - Heaters, ovens                              |
| 3 Power         | - Motor, fan                                  |
| 4 Traction      | - Electromotive, lift, crane                  |
| 5 Communication | - Telephone, telegraph, radio, wireless       |
| 6 Entertainment | - Cinema, radio, T.V.                         |
| 7 Medical       | - x-rays, shock treatment                     |
| 8 Chemical      | - Battery charging, electroplating            |
| 9 Magnetic      | - Temporary magnets                           |
| 10 Engineering  | - Magnetic chucks, welding, x-rays of welding |

### Classification

- Static electricity
- Dynamic electricity

### STATIC ELECTRICITY

If a dry glass rod is rubbed with silk cloth the glass rod gives out negative electrons, and therefore, becomes positively charged. The silk cloth receives negative electrons and therefore it becomes negatively charged. They acquire the property of attracting small pieces of paper etc. because like charges repel and unlike charges attract each other. The electric charge on the silk cloth is stationary and is called static electricity. This type of electricity cannot be transmitted from one place to another.

## DYNAMIC ELECTRICITY

The electrons in motion are called current electricity or electric current. This type of electricity is carried through wires and cables. Therefore, this electricity can be transmitted from one place to another. This type of electricity can be produced by cells, batteries, generators alternators etc.

What is the difference between an atom and an element? How are molecules different from atoms? I am often asked these questions in my sessions over and over again and so I finally decided to write a comprehensive post on them. Find answers to all your questions in this section that is designed to help students explore and understand the relationship between atoms, elements, molecules, compounds and mixtures in a manner that is simple and easy to understand.

### Types of electric current

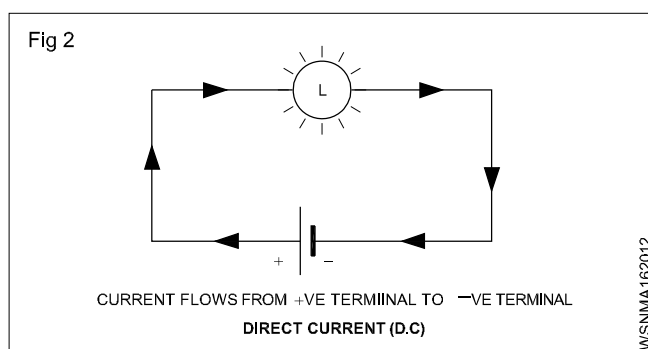
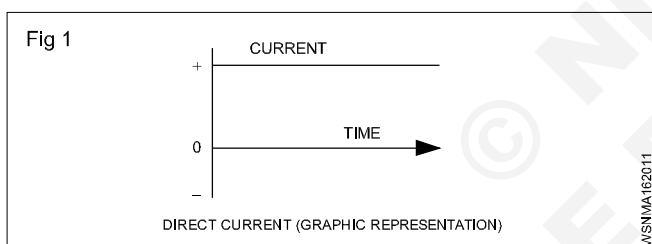
- Direct current
- Alternating current

#### Direct current

In direct current (DC) the direction and magnitude of the current does not change (Fig 1). The steady current flow will be from the positive terminal to the negative terminal. (Fig 2)

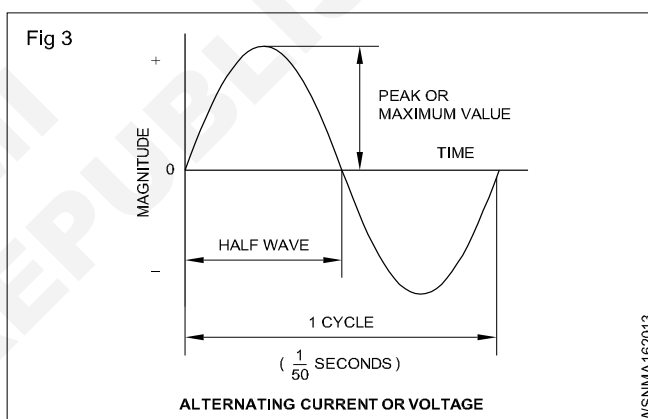
#### Examples

DC Sources : Cells, batteries and DC generators (Fig 2)



#### Alternating current (Fig 3)

The current flow will be from the phase terminal to the Neutral terminal. In the alternating current (AC) both the direction and magnitude of the current will be changing at definite intervals of time. The graph shows how an AC current or voltage changes with time. The current increases to the maximum value in one direction, falls to zero and increases to the maximum value in the other (opposite) direction before falling to zero again. Thus a cycle is one complete series of changes. The normal supply frequency is 50 cycles per second.



### Difference between AC and DC

AC	DC
1 It is generated in the ranges of 6,600 V, 11000 V and 33,000 V.	It is generated up to 6,600 V only
2 Voltage can be stepped up or stepped down by using transformer	It is not possible
3 Transmission cost is less	Cost High
4 Less maintenance	High maintenance
5 Power up to 5,00,000 kw can be generated in a single alternator.	Power up to 10,000 kw can be generated in a single generator
6 AC generator can run at high speeds. So, speed control is not easy.	It can't run at high speeds. Speed control is easy.
7 Slip rings and brushes are used to collect the current.	Commutator and brushes are used to collect the current

#### Advantages of A.C.

- In transmission there is saving in copper wire.
- Since there is no spark in A.C. machine there is no interference in Radio sound.
- This can be produced to maximum voltage i.e. 33000volts.

- Voltage can be dropped or raised with the help of transformers.
- Its mechanism is simple and cheap.
- Output is more due to availability of more than one phase.

### Disadvantages of A.C.:

- i A single phase motor is not self-starter.
- ii Due to thin wire in A.C., the voltage drop is more.
- iii It cannot be used for electroplating and in charging secondary cells.
- iv The speed of motors run by it is difficult to change.
- v There is danger to security due to high voltage.

### Electrical terms and units

#### Quantity of electricity

The strength of the current in any conductor is equal to the quantity of electrical charge that flows across any section of it in one second. If 'Q' is the charge and 't' is the time taken

$$\text{then } I = \frac{Q}{t} \quad Q = I \times t$$

The SI unit of current is coulomb. Coulomb is equivalent to the charge contained in nearly  $6.24 \times 10^{18}$  electrons.

#### Coulomb

In an electric circuit if one Ampere of current passes in one second, then it is called one coulomb. It is also called ampere second (As). Its larger unit is ampere hour (AH)

$$1 \text{ AH} = 3600 \text{ As (or) } 3600 \text{ coulomb}$$

#### Electro motive force (EMF)

It is the force which causes to flow the free electrons in any closed circuit due to difference in electrical pressure or potential. It is represented by 'E.' Its unit is Volt.

#### Potential difference (P.D)

This is the difference in electrical potential measured across two points of the circuit. Potential difference is always less than EMF. The supply voltage is called potential difference. It is represented by V.

#### Voltage

It is the electric potential between two lines or phase and neutral. Its unit is volt. Voltmeter is used to measure voltage and it is connected parallel between the supply terminals.

#### Volt

It is defined as when a current of 1 ampere flows through a resistance of 1 ohm, it is said to have potential difference of 1 volt.

#### Current

It is the flow of electrons in any conductor is called current. It is represented by 'I' and its unit is Ampere. Ammeter is used to measure the current by connecting series with the circuit.

#### Ampere

When  $6.24 \times 10^{18}$  electrons flow in one second across any cross section of any conductor, the current in it is one ampere. (or) If the potential difference across the two ends of a conductor is 1 volt and the resistance of conductor is 1 ohm then the current through is 1 ampere.

### Resistance

It is the property of a substance to oppose to the flow of electric current through it, is called resistance. Symbol: R, Unit : Ohm ( $\Omega$ ), Ohm meter is used to measure the resistance.

#### Ohm

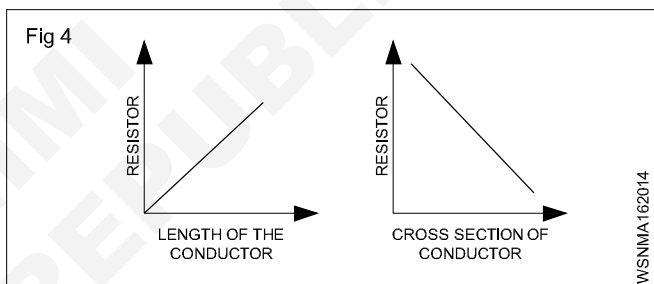
If the potential difference across the two ends of conductor is 1 volt and the current through it is 1 ampere, then the resistance of the conductor is 1 Ohm.

#### Laws of resistance

The resistance offered by conductor depends on the following factors.

#### The resistance of the conductor

- 1 is directly proportional to the length of the conductor ( $R \propto L$ )
- 2 Varies inversely proportional to its cross sectional area of the conductor ( $R \propto \frac{1}{A}$ )
- 3 Depends on the material with which it is made.



- 4 depends on the temperature of the conductor

$$R \propto L ; R \propto \frac{1}{A} ; R \propto \frac{L}{A} ; R = \rho \frac{L}{A}$$

#### Specific resistance

The specific resistance of a material is the resistance offered to a current it passed between the opposite faces of the unit cube of the material. Specific resistance is measured in Ohm - m or micro ohm - cm.

Each material has its own specific resistance or resistivity.

E.g. : Copper -  $1.72 \mu\Omega \text{ cm}$ , Silver -  $1.64 \mu\Omega \text{ cm}$ ,  
Eureka -  $38.5 \mu\Omega \text{ cm}$ , Iron -  $9.8 \mu\Omega \text{ cm}$ ,  
Aluminium -  $2.8 \mu\Omega \text{ cm}$ , Nickel -  $7.8 \mu\Omega \text{ cm}$ .

$$R = \frac{\rho l}{A} \text{ ohm cm}$$

R = Resistance in ohms

l = Length of the conductor in cm

r = Specific Resistance in ohm cm  
(symbol pronounced as rho)

A = Area of cross - section in  $\text{cm}^2$

## Electric Power

In mechanical terms we defined power as the rate of doing work. The unit of power is Watt. In an electrical circuit also the unit of electrical power is 1 Watt. In mechanical terms 1 Watt is the work done by a force of 1 N to move the body through 1 metre in one second. In an electrical circuit, the electromotive force overcomes the resistance and does work. The rate of doing work depends upon the current flowing in the circuit in amperes. When an e.m.f of one volt causes a current of 1 ampere to flow the power is 1 Watt.

Hence Power = Voltage x Current

$$P = V \times I$$

Power in Watts = Voltage in Volts x Current in Amperes

## Electric work, energy

Electrical work or energy is the product of electrical power and time

Work in Watt seconds = Power in Watts x time in sec

$$W = P \times t$$

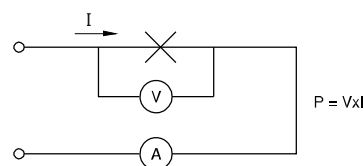
Since 1 joule represents 1 Watt x 1 sec, which is very small, larger units such as 1 Watt hour and 1 kilowatt hour are used.

$$1 \text{ W.h} = 3600 \text{ Watt sec.}$$

$$1 \text{ Kwh} = 1000 \text{ Wh} = 3600000 \text{ Watt sec}$$

**Note: The charge for electric consumption is the energy cost per Kwh and it varies according to the country and states.**

Fig 1



V - Voltage (Volts) V

i - Current Intensity (Amperes) A

P - Power (Watts, Kilowatts) W, kW

W - Work, Energy (Watt hour, Kilowatt hour) wh, Kwh

t - time (hours) h

Fig 2

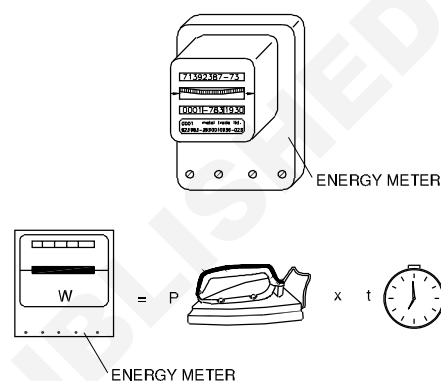


Table of analogies between mechanical and electrical quantities

Mechanical quantity	Unit	Electrical quantity	Unit
Force 'F'	N	Voltage 'V'	V
Velocity $v = \frac{\text{Displacement}}{\text{Time}}$	m/s	Current I	A
Time t	seconds	Time t	seconds
Power $P = F \times v$	$N \frac{m}{sec}$	Power $P = V \times i$	$W = V \times A$
Energy = $F \times v \times t$	$j = Nm$	Energy $W = V \times i \times t$	$j = W \times s$

$$\begin{aligned} W &= VI \\ &= I^2 R \\ &= \frac{V^2}{R} \end{aligned}$$

$$\begin{aligned} R &= \frac{V}{I} \\ &= \frac{V^2}{W} \\ &= \frac{W}{I^2} \end{aligned}$$

$$\begin{aligned} V &= IR \\ &= \frac{W}{I} \\ &= \sqrt{WR} \end{aligned}$$

$$\begin{aligned} I &= \frac{V}{R} \\ &= \frac{W}{V} \\ &= \sqrt{\frac{W}{R}} \end{aligned}$$

**Mensuration - Area and perimeter of square, rectangle and parallelogram**

In Engineering field, an Engineer has to estimate the material, manpower, machinery, etc. required to prepare the geometrical objects. Hence we must be very conversant with all relevant formulae connected with geometrical objects.

Length - l unit

Breadth or width - b unit

Diagonal - d unit

Diameter - d unit

Radius - r unit

Semi perimeter - S unit

Perimeter - P unit

Circumference - C unit

Area - A unit<sup>2</sup>

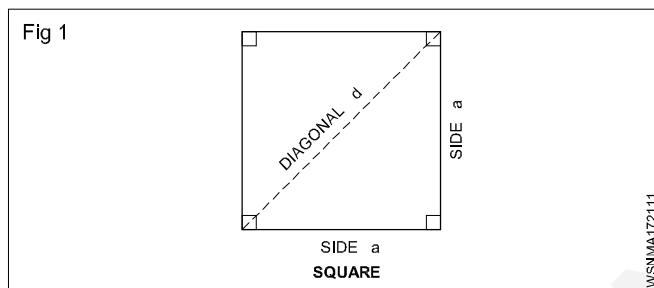
Total surface area - T.S.A unit<sup>2</sup>

Lateral surface area - L.S.A unit<sup>2</sup>

Volume - V unit<sup>3</sup>

**Square**

This is also a four sided figure, opposite sides are parallel. All the four sides are equal. Angle between adjacent side are 90°.



$$A = a^2 \text{ (or) unit}^2$$

$$P = 4a \text{ unit}$$

$$d = \sqrt{2} a \text{ unit}$$

$$a = \frac{d}{\sqrt{2}} \text{ unit where } \sqrt{2} = 1.414$$

Find the area of a brass sheet in the form of a square whose perimeter is 31.2 cm.

$$\text{Perimeter}(P) = 4a = 31.2 \text{ cm}$$

$$\therefore a = \frac{31.2}{4} = 7.8 \text{ cm}$$

$$\begin{aligned} \text{Area}(A) &= a^2 \\ &= 7.8 \times 7.8 = 60.84 \text{ cm}^2 \end{aligned}$$

**Examples**

- 1 Find out the circumference, diagonal and area of a square, whose side is 18 cm.

$$\text{Side of the square}(a) = 18 \text{ cm}$$

$$\begin{aligned} \text{Perimeter}(P) &= 4a \\ &= 4 \times 18 = 72 \text{ cm} \end{aligned}$$

$$\begin{aligned} \text{Diagonal}(d) &= \sqrt{2} \times a \\ &= \sqrt{2} \times 18 = 1.414 \times 18 \\ &= 25.45 \text{ cm} \end{aligned}$$

$$\begin{aligned} \text{Area}(A) &= a^2 \\ &= 18 \times 18 = 324 \text{ cm}^2 \end{aligned}$$

$$\text{Perimeter of square} = 72 \text{ cm}$$

$$\text{Diagonal} = 25.45 \text{ cm ; Area} = 324 \text{ cm}^2$$

- 2 If the diagonal of a square measure 10 cm. Find area of the square.

$$\text{Diagonal of the square}(d) = \sqrt{2} a = 10 \text{ cm}$$

$$\text{Side}(a) = \frac{d}{\sqrt{2}}$$

$$\text{Area}(a^2) = \frac{d}{\sqrt{2}} \times \frac{d}{\sqrt{2}} = \frac{d^2}{2}$$

$$= \frac{10^2}{2} = \frac{100}{2}$$

$$= 50 \text{ cm}^2$$

$$= 50 \text{ cm}^2$$

**Area of the square**

- 3 The perimeter of one square is 748 cm and that of Another is 336 cm. Find the perimeter of a square and total area of the two squares.

$$\text{Side of the square}(a) = \frac{\text{Perimeter}}{4}$$

**1<sup>st</sup> square**

$$\text{Side}(a) = \frac{\text{Perimeter of 1<sup>st</sup> square}}{4}$$

$$= \frac{748}{4} = 187 \text{ cm}$$

$$\begin{aligned} \text{Area}(A) &= a^2 \\ &= 187 \times 187 \\ &= 34,969 \text{ cm}^2 \end{aligned}$$

**2<sup>nd</sup> square**

$$\text{Side}(a) = \frac{\text{Perimeter of 2<sup>nd</sup> square}}{4}$$

$$= \frac{336}{4} = 84 \text{ cm}$$



$$\begin{aligned}
 \text{Area (A)} &= a^2 \\
 &= 84 \times 84 \\
 &= 7,056 \text{ cm}^2
 \end{aligned}$$

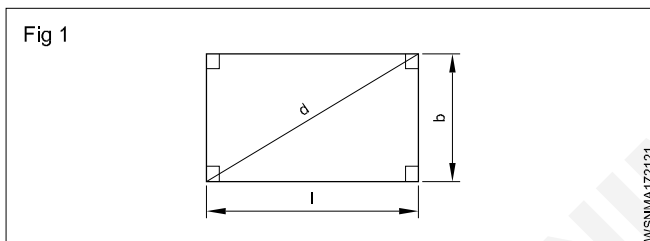
$$\begin{aligned}
 \text{Total area of two squares} &= 34,969 + 7,056 \\
 &= 42,025 \text{ cm}^2
 \end{aligned}$$

## Assignment

- Find the Area, Perimeter and diagonal of a square steel plate whose side measures 28.1 cm.
- Find the area of a square whose diagonal is equal to 8.5 cm.
- Find the area of the square if the side of the square is 28 cm.
- Find its side if the area of the square field is 169 m<sup>2</sup>.
- Find the area of the square if the diagonal of the square is 20 cm.
- Find the perimeter of a square whose diagonal is 144 m.
- Find the area if the perimeter of a square plot is 48 m.

## Rectangle

This is a four sided figure. Opposite sides are parallel. Angles between adjacent sides are 90°.



$$A = \text{Area} = \text{length} \times \text{breadth} = l \cdot b \cdot \text{unit}^2$$

$$P = \text{Perimeter} = 2(l + b) \text{ unit}$$

$$\text{Diagonal} = \sqrt{l^2 + b^2} \text{ unit}$$

### Examples

- Find the Area, Perimeter and diagonal of a rectangle whose length and breadth are 144 mm and 60 mm respectively.

$$\begin{aligned}
 \text{Area} = A &= l \times b \text{ unit}^2 \\
 &= 144 \times 60 = 8640 \text{ mm}^2
 \end{aligned}$$

$$\begin{aligned}
 \text{Perimeter} = P &= 2(l + b) \text{ unit} \\
 &= 2(144 + 60) \\
 &= 2 \times 204 = 408 \text{ mm}
 \end{aligned}$$

$$\begin{aligned}
 \text{Diagonal} = d &= \sqrt{l^2 + b^2} \text{ unit} \\
 &= \sqrt{144^2 + 60^2} \\
 &= \sqrt{20736 + 3600} \\
 &= \sqrt{24336} = 156 \text{ mm}
 \end{aligned}$$

- The perimeter of a rectangle is equal to 42 cm. If its breadth is 9 cm. Find the length of the rectangle.

$$\text{Perimeter} = 42 \text{ cm}$$

$$\text{Breath} = 9 \text{ cm}$$

$$\text{Length} = ?$$

$$\text{Perimeter} = P = 2(l + b)$$

$$2(l + 9) = 42$$

$$l + 9 = 42 \div 2$$

$$l + 9 = 21$$

$$l = 21 - 9$$

$$l = 12 \text{ cm}$$

- The perimeter of a rectangle is 48 cm and its length is 4 cm more than its width. Find the length and breadth of the rectangle.

$$\text{Perimeter (P)} = 48 \text{ cm}$$

$$\text{Breath (b)} = x$$

$$\text{Length (l)} = x + 4$$

$$2(l + b) = \text{Perimeter}$$

$$2(x + 4 + x) = 48$$

$$2(2x + 4) = 48$$

$$4x + 8 = 48$$

$$4x = 48 - 8$$

$$x = \frac{40}{4} = 10$$

$$x = \text{breadth} = 10 \text{ cm}$$

$$\text{length} = x + 4 = 10 + 4 = 14 \text{ cm}$$

- 4 How many rectangular pieces of 50 cm x 20 cm can be cut out from a sheet of 1000 cm x 500 cm.

Sheet size = 1000 cm x 500 cm

Size of the rectangular piece to be cut = 50 cm x 20 cm

$$\text{No. of pieces to be cut in lengthwise} = \frac{1000}{50} = 20$$

$$\text{No. of pieces to be cut in breadthwise} = \frac{500}{20} = 25$$

$$\begin{aligned} \text{Total no. of pieces to be cut out} &= 20 \times 25 \\ &= 500 \end{aligned}$$

- 5 The perimeter of a rectangle is 320 metre. Its sides are in the ratio of 5:3. Find the area of the rectangle.

$$\text{Ratio} = 5:3 = l : b$$

$$\text{length } l = 5x$$

$$\text{breadth } b = 3x$$

$$2(l + b) = \text{Perimeter}$$

$$2(5x + 3x) = 320$$

$$2(8x) = 320$$

$$16x = 320$$

$$x = \frac{320}{16} = 20$$

$$l = 5x = 5 \times 20 = 100 \text{ m}$$

$$b = 3x = 3 \times 20 = 60 \text{ m}$$

$$\begin{aligned} \text{Area} &= l \times b \quad (\text{length} = 100\text{m, breadth} = 60\text{m}) \\ &= 100 \times 60 \end{aligned}$$

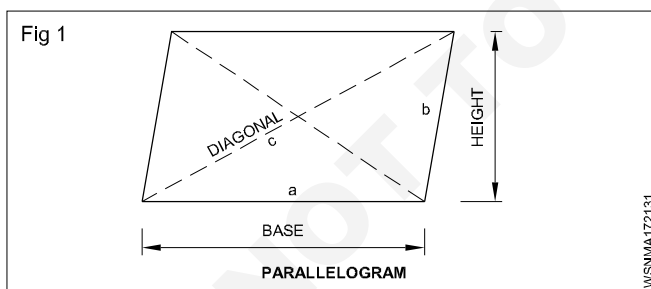
$$\text{Area} = 6000 \text{ m}^2$$

## Assignment

- Find the area of a rectangular plot whose sides are 24 metres and 20 metres respectively. Also find the perimeter of the plot.
- How many rectangular pieces of 5 cm x 4 cm will you get out of 65 cm x 30 cm brass sheet?
- Find its breadth and area if the perimeter of a rectangle is 400 metre and its length is 140 m.
- Find its area, if the opposite sides of a rectangle are 64 cm and 25 cm respectively.
- What is the width of the rectangle if a rectangle has an area of 224 cm<sup>2</sup> and length 16 cm.
- What is the length of the diagonal of a rectangle with sides 16 cm and 12 cm?
- Find the area of the rectangle if the perimeter of the rectangle is 100 cm and the ratio of its length and breadth is 3:2.

## Parallelogram

This is also a four sided figure, opposite side being parallel to each other.



Area of parallelogram = base x height

$$\text{or} = 2x\sqrt{s(s-a)(s-b)(s-c)}$$

Where

$$s = \frac{a+b+c}{2}$$

a and b are adjacent sides.

$$P = 2(a+b)$$

### Examples

- 1 The base and height of a parallelogram are 7.1 cm and 2.85 cm. Calculate its area.

$$\begin{aligned} A &= \text{base} \times \text{height units}^2 \\ &= 7.1 \times 2.85 \\ &= 20.235 \text{ cm}^2 \end{aligned}$$

- 2 Find the height of a parallelogram whose area is 20 cm<sup>2</sup> and base is 10 cm.

$$\begin{aligned} A &= \text{base} \times \text{height units}^2 \\ h &= \frac{\text{area}}{\text{base}} \\ &= \frac{20}{10} \\ &= 2 \text{ cm} \end{aligned}$$



3. Two sides of a parallelogram are 12 cm and 8 cm. The diagonal is 10 cm long. Find the area of the parallelogram.

$$\begin{aligned}\text{Area } A &= 2x\sqrt{s(s-a)(s-b)(s-c)} \text{ units}^2 \\ s &= \frac{a+b+c}{2} \\ &= \frac{12+8+10}{2} \\ &= \frac{30}{2} \\ &= 15\end{aligned}$$

$$\begin{aligned}A &= 2x\sqrt{15(15-12)(15-8)(15-10)} \\ &= 2x\sqrt{15 \times 3 \times 7 \times 5} \\ &= 2x\sqrt{1575} \\ &= 2 \times 39.686\end{aligned}$$

$$\text{Area } A = 79.37 \text{ cm}^2$$

## Assignment

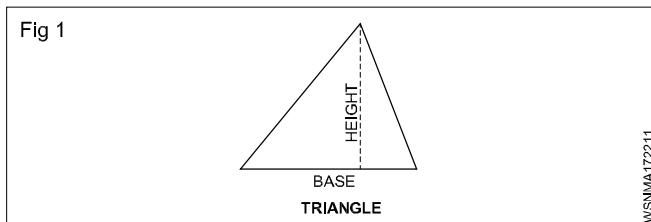
- Find the area of a parallelogram, if its base and height are 8.1 cm and 30.8 cm respectively.
- Find the area of a parallelogram, if the sides of a field in the shape of parallelogram are 12 m and 17 m and one of the diagonal is 25 m.
- Find the base of a parallelogram whose height is 12 cm and area is 120 cm<sup>2</sup>.
- Find the height of a parallelogram whose base is 40 cm and area is 320 cm<sup>2</sup>.
- Find the area of the land if the sides of a land in the shape of a parallelogram are 24 m and 28 m respectively and one of the diagonal is 30 m.
- What is the perimeter of parallelogram if base is 10 cm and other side is 5 cm?
- Find the area of parallelogram if its base and height are 25 cm and 12 cm.
- Find the base of a parallelogram if height is 15 cm and area is 150 cm<sup>2</sup>.
- Find the area of parallelogram if side is 5 cm, diagonal is 8 cm and diagonal bisects each other at right angles.
- Find the height of a parallelogram if base is 80 cm and area is 640 cm<sup>2</sup>.
- Find the area of parallelogram if its base and height are 15 cm and 8 cm.
- Calculate the perimeter and area of parallelogram if base, height are 12.7 cm, 5.5 cm and other side is 6.5 cm
- Find the height of parallelogram if the area is 20 cm<sup>2</sup> and base is 10 cm

## Mensuration - Area and perimeter of triangles

## Triangles

Tri means three. Hence tri- angle means three angled figure. For construction of three angled figure, there should be three sides. Hence triangle means three sided figure. Sum of the three angles of any triangle =  $180^\circ$ .

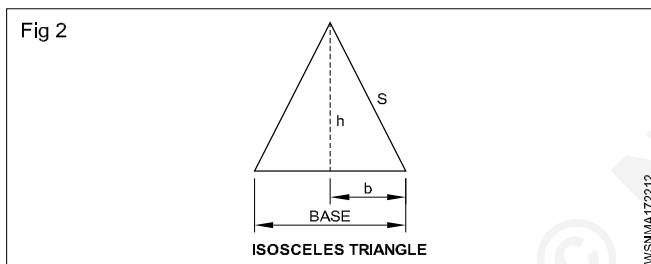
## i Any triangle.



$$\text{Area of any triangle} = \frac{1}{2} \times \text{Base} \times \text{Height unit}^2$$

## ii Isosceles Triangle

In this triangle two of its sides are equal.



$$\text{Area of isosceles triangle} = \frac{1}{2} \times \text{Base} \times \text{Height}$$

Where

$$\text{base} = 2.b$$

$s$  = One of equal sides (or) Slant height

$$h = \text{Height} = \sqrt{s^2 - b^2}$$

$$\begin{aligned} \text{Area of isosceles triangle} &= \frac{1}{2} \times 2b \times \sqrt{s^2 - b^2} \\ &= b \cdot \sqrt{s^2 - b^2} \text{ unit}^2 \end{aligned}$$

(Where  $b$  = half of base)

$$\text{(or) Area of Isosceles triangle} = \frac{1}{4} b \sqrt{4a^2 - b^2} \text{ unit}^2$$

$a$  = Equal sides

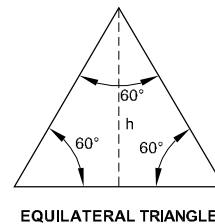
$b$  = Base

## iii Equilateral triangle

In this triangle all the three sides are equal. Hence angle between adjacent sides is  $60^\circ$  (because no. of angles)

$$\text{total} = 180^\circ; \text{angle between sides} = \frac{180}{3} = 60^\circ$$

Fig 3



$$\begin{aligned} \text{Area of equilateral triangle} &= \frac{\sqrt{3}}{4} \times \text{side}^2 \\ &= \frac{\sqrt{3}}{4} \times a^2 \text{ unit}^2 \end{aligned}$$

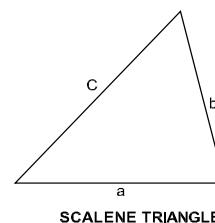
$$\begin{aligned} \text{Where } \sqrt{3} &= 1.732 \\ \text{Perimeter } P &= 3a \text{ unit} \end{aligned}$$

$$P = \frac{\sqrt{3}}{2} a \text{ unit}$$

## iv Scalene triangle

In this triangle the sides are not equal. Angles between the sides, are also not equal. we may also call this triangle as irregular triangle.

Fig 4



$$\text{Area of triangle} = \sqrt{s(s-a)(s-b)(s-c)} \text{ unit}^2$$

where

$a, b, c$  are sides of triangle

$$s = \text{Semi perimeter} = \frac{a+b+c}{2} \text{ unit}$$

## v Right angled triangle

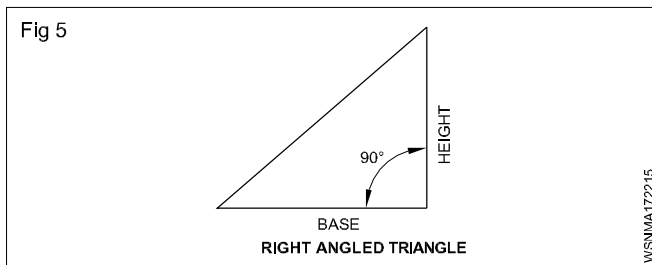
In this triangle, angle between one of two adjacent sides is  $90^\circ$ . Right angle means ninety degrees. That's why right angled triangle means, one of the angles of this triangle is definitely ninety degrees.

Area of right angled triangle

$$= \frac{1}{2} \times \text{Base} \times \text{Height}$$

$$= \frac{1}{2} bh \text{ unit}^2$$

$$\text{Hypotenuse} = \sqrt{\text{Base}^2 + \text{Height}^2}$$



Where hypotenuse means, the diagonal or largest length of the side of right angled triangle.

### Examples

- 1 Calculate its area if the base and height of a Right angled triangle are 10 cm and 3.5 cm respectively.

$$\begin{aligned}\text{Base (b)} &= 10 \text{ cm} \\ \text{Height (h)} &= 3.5 \text{ cm} \\ \text{Area (A)} &= ? \\ A &= \frac{1}{2} \times b \times h \\ &= \frac{1}{2} \times 10 \times 3.5 \\ &= 17.5 \text{ cm}^2\end{aligned}$$

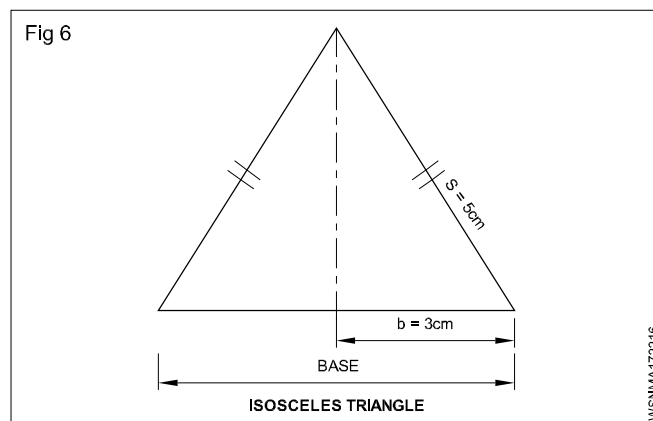
- 2 Calculate the base of a triangle having an area of 15 cm<sup>2</sup> and height is 3.5 cm.

$$\begin{aligned}\text{Area (A)} &= 15 \text{ cm}^2 \\ \text{Height (h)} &= 3.5 \text{ cm} \\ \text{Base (b)} &= ? \\ \frac{1}{2} \times b \times h &= A \\ \frac{1}{2} \times b \times 3.5 &= 15 \\ b &= \frac{15 \times 2}{3.5} \\ &= 8.57 \text{ cm}\end{aligned}$$

- 3 Calculate the height of a triangle whose area is 60 cm<sup>2</sup> and base is 10 cm.

$$\begin{aligned}\text{Area (A)} &= 60 \text{ cm}^2 \\ \text{Base (B)} &= 10 \text{ cm} \\ \text{Height (h)} &= ? \\ \frac{1}{2} \times b \times h &= A \\ \frac{1}{2} \times 10 \times h &= 60 \\ h &= \frac{60 \times 2}{10} \\ \text{height h} &= 12 \text{ cm}\end{aligned}$$

- 4 Find the area of an isosceles triangle whose base is 6 cm long and each of the other two sides 5 cm long.



$$\text{Base (b)} = 6 \text{ cm} = \frac{6}{2} = 3 \text{ cm}$$

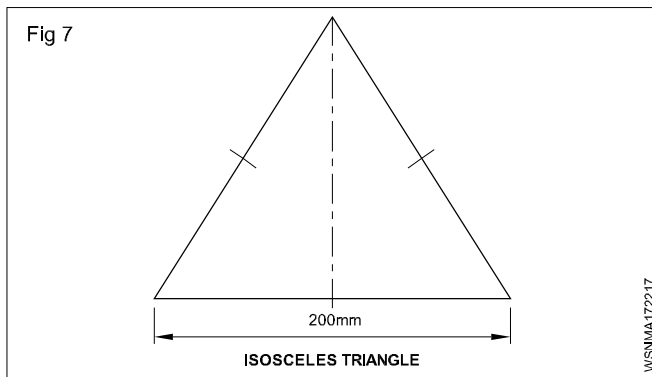
$$\begin{aligned}\text{Equal sides or} & \\ \text{slant height 's'} &= 5 \text{ cm}\end{aligned}$$

$$\text{Area (A)} = ?$$

$$\begin{aligned}A &= b \times \sqrt{s^2 - b^2} \\ &= 3 \times \sqrt{5^2 - 3^2} \\ &= 3 \times \sqrt{25 - 9} \\ &= 3 \times \sqrt{16} \\ &= 3 \times 4 \\ &= 12 \text{ cm}^2 \\ \text{or} \\ A &= \frac{1}{4} b \sqrt{4a^2 - b^2} \\ &= \frac{1}{4} \times 6 \sqrt{4 \times 5^2 - 6^2} \\ &= \frac{1}{4} \times 6 \times 8 \\ &= 12 \text{ cm}^2\end{aligned}$$

- 5 Find its height if an isosceles triangle has base of 200 mm and its area is 2000 mm<sup>2</sup>.

$$\begin{aligned}\text{Base} &= 200 \text{ mm} \\ \text{Area} &= 2000 \text{ mm}^2 \\ h &= ? \\ \frac{1}{2} \times b \times h &= A \\ \frac{1}{2} \times 200 \times h &= 2000 \\ h &= \frac{2000 \times 2}{200} = 20 \text{ mm}\end{aligned}$$



- 6 Find the area of an equilateral triangle whose side is 5 cm.

$$\begin{aligned}\text{Area} &= \frac{\sqrt{3}}{4} a^2 \text{ unit}^2 \\ &= \frac{1.732}{4} \times 5 \times 5 \\ &= \mathbf{10.825 \text{ cm}^2}\end{aligned}$$

- 7 Calculate its perimeter if one side of an equilateral triangle is 55 mm long.

$$\begin{aligned}\text{Side} &= 55 \text{ mm} \\ \text{Perimeter (P)} &= ? \\ P &= 3a \text{ unit} \\ &= 3 \times 55 \\ &= \mathbf{165 \text{ mm}}\end{aligned}$$

- 8 Find the area of the triangle having its sides are 9cm, 10cm and 12 cm.

$$\begin{aligned}\text{Semi Perimeter} &= \frac{a+b+c}{2} \text{ unit} \\ &= \frac{9+10+12}{2} = \frac{31}{2} \\ &= 15.5 \text{ cm} \\ \text{Area A} &= \sqrt{s(s-a)(s-b)(s-c)} \text{ unit}^2 \\ &= \sqrt{15.5(15.5-9)(15.5-10)(15.5-12)} \\ &= \sqrt{15.5 \times 6.5 \times 5.5 \times 3.5} \\ &= \sqrt{1939.4375} \\ &= \mathbf{44.03 \text{ cm}^2}\end{aligned}$$

- 9 Find the cost of polishing on both sides of a triangular metal plate has sides 60 cm, 50 cm and 20 cm at the rate of Rs.1.35 per 100 cm<sup>2</sup>

$$\text{Semi Perimeter} = \frac{a+b+c}{2} \text{ unit}$$

$$= \frac{60+50+20}{2} = \frac{130}{2}$$

$$= 65 \text{ cm}$$

$$\text{Area A} = \sqrt{s(s-a)(s-b)(s-c)} \text{ unit}^2$$

$$= \sqrt{65(65-60)(65-50)(65-20)}$$

$$= \sqrt{65 \times 5 \times 15 \times 45}$$

$$= \mathbf{468.4 \text{ cm}^2}$$

$$\text{Area of polish on both sides} = 2 \times 468.4$$

$$= 936.8 \text{ cm}^2$$

$$\text{Cost of polish per 100 cm}^2 = \text{Rs. } 1.35$$

$$\begin{aligned}\therefore \text{Cost of polish is } 936.8 \text{ cm}^2 &= \frac{936.8}{100} \times 1.35 \\ &= \text{Rs. } 12.65\end{aligned}$$

- 10 Find the area of the right angled triangle with base 20 cm and height 8 cm.

$$\text{Base b} = 20 \text{ cm}$$

$$\begin{aligned}\text{Equal sides or} \\ \text{slant height} &= 8 \text{ cm}\end{aligned}$$

$$\text{Area (A)} = ?$$

$$\text{Area (A)} = \frac{1}{2} \times \text{base} \times \text{height unit}^2$$

$$= \frac{1}{2} \times 20 \times 8$$

$$= \mathbf{80 \text{ cm}^2}$$

- 11 Find the area of the right angled triangle if the sides containing the right angle being 10.5 cm and 8.2 cm.

$$\text{Area (A)} = \frac{1}{2} \times \text{base} \times \text{height unit}^2$$

$$= \frac{1}{2} \times 10.5 \times 8.2$$

$$= \mathbf{43.05 \text{ cm}^2}$$

- 12 Calculate the perpendicular height of the triangle if the area of the right angled triangle is 19.44 m<sup>2</sup> and its one of the adjacent side containing the right angle being 5.4 m.

$$\frac{1}{2} \times \text{base} \times \text{height unit}^2 = \text{Area}$$

$$\frac{1}{2} \times 5.4 \times h = 19.44$$

$$h = \frac{19.44 \times 2}{5.4}$$

$$= 7.2 \text{ m}$$

13 Calculate the base of a right angled triangle having an area of  $15 \text{ cm}^2$ . If its height is  $3.5 \text{ cm}$ .

$$\frac{1}{2} \times \text{base} \times \text{height unit}^2 = \text{Area}$$

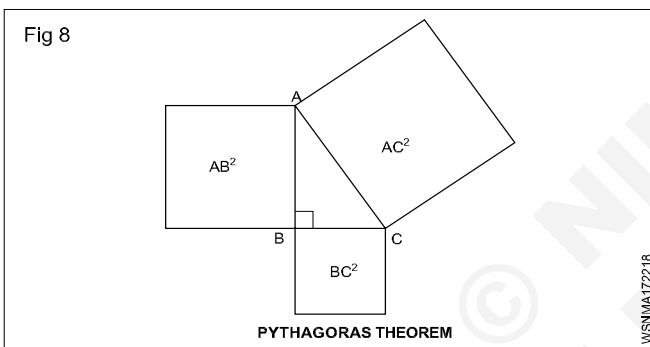
$$\frac{1}{2} \times b \times 3.5 = 15$$

$$b = \frac{15 \times 2}{3.5}$$

$$= 8.57 \text{ cm}$$

### Pythagoras theorem

In a right angled triangle the area of the square drawn with the hypotenuse as the side is equal to the sum of the areas of the squares drawn with the other two sides.



$$\angle B = 90^\circ$$

AC = Hypotenuse

AB & BC = Adjacent sides

As per pythagoras theorem,

$$AC^2 = AB^2 + BC^2$$

$$\therefore AC = \sqrt{AB^2 + BC^2}$$

1 Calculate the hypotenuse of a right angled triangle whose base is  $5 \text{ cm}$  and height is  $12 \text{ cm}$ .

As per pythagoras theorem,

$$AC^2 = AB^2 + BC^2$$

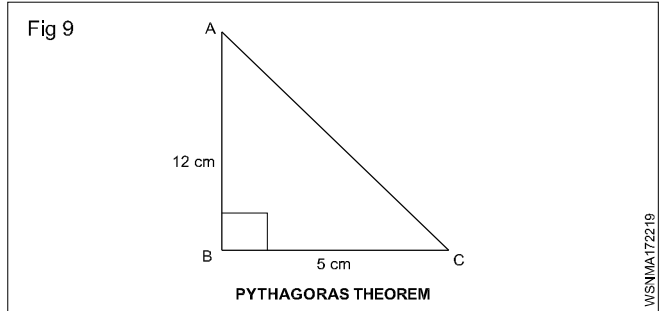
$$= 12^2 + 5^2$$

$$= 144 + 25$$

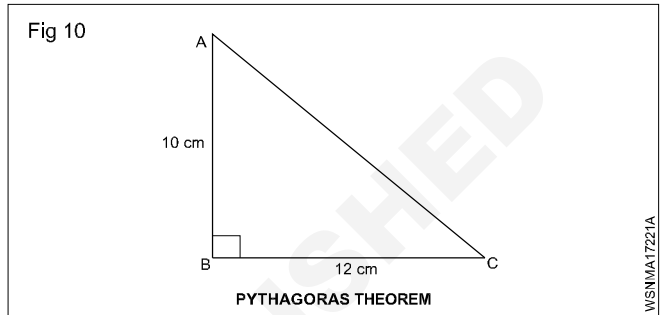
$$= 169$$

$$AC = \sqrt{169}$$

$$= 13 \text{ cm}$$



2 What is the length of the hypotenuse of a right angled triangle, when the sides containing the right angles are  $10 \text{ cm}$  and  $12 \text{ cm}$ .



As per pythagoras theorem,

$$AC^2 = AB^2 + BC^2$$

$$= 10^2 + 12^2$$

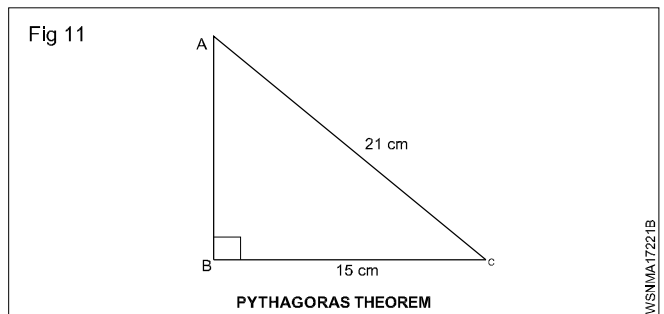
$$= 100 + 144$$

$$= 244$$

$$AC = \sqrt{244}$$

$$= 15.62 \text{ cm}$$

3 Find the height of a right angled triangle whose base is  $15 \text{ cm}$  and hypotenuse is  $21 \text{ cm}$ .



As per pythagoras theorem,

$$AB^2 + BC^2 = AC^2$$

$$AB^2 + 15^2 = 21^2$$

$$AB^2 = 441 - 225$$

$$= 216$$

$$AB = \sqrt{216}$$

$$= 14.7 \text{ cm}$$

## Mensuration - Area and perimeter of circle, semi-circle, circular ring, sector of circle, hexagon and ellipse

### Circle

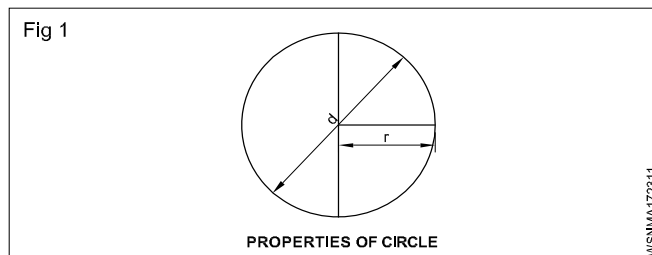
It is the path of a point which is always equal from its centre is called a circle.

$r$  = radius of the circle

$d$  = diameter of the circle

$$\pi = \frac{22}{7} = 3.14$$

Area of the circle =  $\pi r^2$



$$\text{(or)} = \frac{\pi}{4} d^2 \text{ unit}^2$$

Circumference of the circle  $2\pi r$  (or)  $\pi d$  unit

### Examples

- 1 Find the area of a circle whose radius is 1.54 m. Also find its circumference.

$$\text{radius } r = 1.54 \text{ m}$$

$$\text{Area } A = ?$$

$$\text{Circumference } C = ?$$

$$\begin{aligned} A &= \pi r^2 \text{ unit}^2 \\ &= \frac{22}{7} \times 1.54 \times 1.54 \\ &= 7.4536 \text{ m}^2 \end{aligned}$$

$$\begin{aligned} C &= 2\pi r \text{ unit} \\ &= 2 \times \frac{22}{7} \times 1.54 \\ &= 9.68 \text{ m} \end{aligned}$$

- 2 Find out the circumference if the area of a circular shape of land is 616 m<sup>2</sup>.

$$A = \pi r^2 \text{ unit}^2$$

$$r^2 = \frac{616}{\pi}$$

$$= \frac{616 \times 7}{22}$$

$$= 196$$

$$r = \sqrt{196}$$

$$= 14 \text{ m}$$

$$\text{Circumference} = 2\pi r \text{ unit}$$

$$= 2 \times \frac{22}{7} \times 14$$

$$= 88 \text{ m}$$

- 3 Find the side of square into which it can be bent if a wire is in the form of a circle of radius 49 cm.

$$\text{radius of circle } r = 49 \text{ cm}$$

$$\text{side of square} = ?$$

Perimeter of the square = Perimeter of the circle

$$4a = 2\pi r$$

$$4a = 2 \times \frac{22}{7} \times 49$$

$$4a = 308$$

$$a = \frac{308}{4}$$

$$= 77 \text{ cm}$$

- 4 Find its radius if the difference between the circumference and diameter of a circle is 28 cm.

$$\text{Circumference} - \text{Diameter} = 28 \text{ cm}$$

$$2\pi r - d = 28$$

$$2\pi r - 2r = 28$$

$$2r(\pi - 1) = 28$$

$$2r \left( \frac{22}{7} - 1 \right) = 28$$

$$2r \left( \frac{22-7}{7} \right) = 28$$

$$2r \times \frac{15}{7} = 28$$

$$r = \frac{28 \times 7}{15 \times 2}$$

$$= 6.53 \text{ cm}$$

- 5 What is the side of the largest square cut out from a circle of 50 cm dia.?

Diagonal of a square = Diameter of the circle

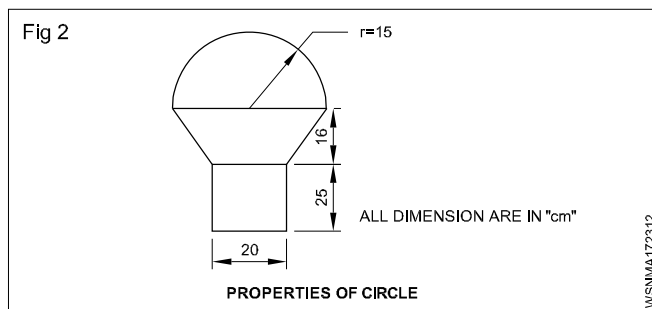
$$\sqrt{2}a = 50$$

$$a = \frac{50}{\sqrt{2}}$$

$$= \frac{50}{1.414}$$

$$= 35.36 \text{ cm}$$

- 6 Calculate the area of the figure given below.



$$\begin{aligned} \text{Area of rectangle} &= lb \text{ unit}^2 \\ &= 25 \times 20 \text{ cm}^2 \\ &= 500 \text{ cm}^2 \end{aligned}$$

$$\begin{aligned} \text{Area of Trapezium} &= \frac{1}{2} \times (a + b) h \\ &= \frac{1}{2} \times (30 + 20) 16 \text{ cm}^2 \end{aligned}$$

$$\text{Area of Semi circle} = \frac{\pi r^2}{2} \text{ unit}^2$$

$$= \pi \times 15^2 \times \frac{1}{2} \text{ cm}^2$$

$$= 353.57 \text{ cm}^2$$

$$\text{Total area of the figure} = 500 + 400 + 353.57$$

$$= 1253.57 \text{ cm}^2$$

- 7 Find the area of remaining steel plate if in a rectangular steel plate 16 cm x 12 cm, there are 6 holes each 4 cm in diameter.

Area of a rectangular plate = length x breadth unit<sup>2</sup>

$$= 16 \times 12$$

$$= 192 \text{ cm}^2$$

$$\text{No. of holes} = 6$$

$$\text{Radius of hole} = 2 \text{ cm}$$

$$\text{Area of 6 holes} = 6 \times \pi r^2 \text{ unit}^2$$

$$= 6 \times \frac{22}{7} \times 2 \times 2 \text{ unit}^2$$

$$= 75.43 \text{ cm}^2$$

$$\text{Area of remaining plate} = 192 - 75.43$$

$$= 116.57 \text{ cm}^2$$

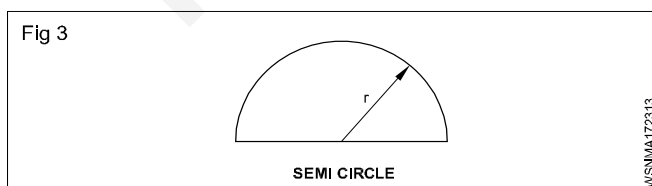
## Semi circle

A semi circle is a sector whose central angle is 180°.

Length of arc of semi circle.

$$\begin{aligned} \text{Length of arc } \ell &= 2\pi r \times \frac{180}{360} \\ &= 2\pi r \times \frac{1}{2} = \pi r \text{ unit} \end{aligned}$$

$$\text{Area of semi circle} = \frac{\pi r^2}{2} \text{ Sq. units}$$



$$\begin{aligned} \text{Perimeter of a semi circle} &= \frac{2\pi r}{2} + 2r \\ &= \pi r + 2r \\ &= r(\pi + 2) \text{ unit} \end{aligned}$$

## Examples

- 1 Calculate the circumference and area of a semi circle whose radius is 6 cm.

$$\text{radius } r = 6 \text{ cm}$$

$$\text{Area } A = ?$$

$$\text{Circumference } c = ?$$

$$A = \frac{\pi r^2}{2} \text{ unit}^2$$

$$= \frac{22}{7} \times \frac{1}{2} \times 6^2$$

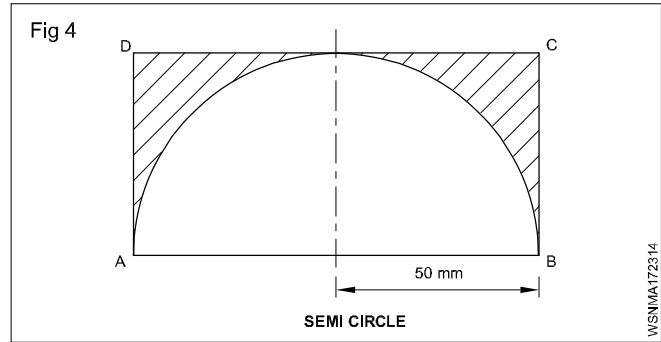
$$\text{Area (A)} = \frac{22}{7} \times \frac{1}{2} \times 36$$

$$= \frac{396}{7} = 56.57 \text{ cm}^2$$

$$\begin{aligned}
 \text{Perimeter of a semicircle} &= 6\left(\frac{22}{7} \times 2\right) \\
 &= 6\left(\frac{22+14}{7}\right) \\
 &= 6 \times \frac{36}{7} \\
 &= \frac{216}{7} \\
 &= \mathbf{30.86 \text{ cm}}
 \end{aligned}$$

- 2 From the figure given below ABCD is a steel plate, a semi circular plate of radius 50 mm has been prepared by gas cutting. Find the waste area.

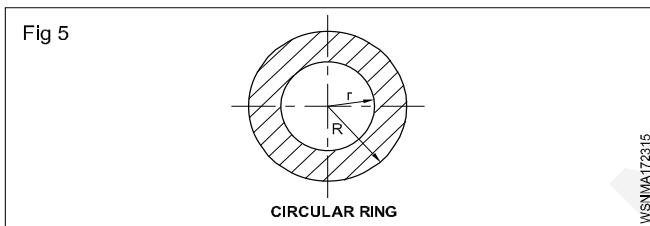
Plate length AB = 100 mm  
 Breadth BC = 50 mm  
 Radius = 50 mm



Waste area = Plate area - Area of semi circle

$$\begin{aligned}
 &= lb - \frac{\pi r^2}{2} \\
 &= 100 \times 50 - \frac{22 \times 50 \times 50}{7 \times 2} \\
 &= 5000 - 3928.57 \\
 &= \mathbf{1071.43 \text{ mm}^2}
 \end{aligned}$$

## Circular ring



R = Outer radius of circular ring

r = Inner radius of circular ring

Area of circular ring =  $\pi (R^2 - r^2)$  unit<sup>2</sup>  
or

A =  $\pi (R + r) (R - r)$  unit<sup>2</sup>

- 1 Calculate the area of cross section of pipe having outside dia of 17 cm and inside dia of 14 cm.

Given:

Outer dia of pipe = 17 cm

Outer radius of pipe (R) =  $\frac{17}{2} = 8.5$  cm

Inner dia of pipe = 14 cm

Inner radius of pipe (r) =  $\frac{14}{2} = 7$  cm

To find:

Area of cross section of pipe = ?

Solution:

$$\begin{aligned}
 \text{Area of cross section of pipe} &= \pi (R + r) (R - r) \text{ unit}^2 \\
 &= \pi (8.5 + 7) (8.5 - 7) \\
 &= \frac{22}{7} \times 15.5 \times 1.5 \text{ cm}^2 \\
 &= \mathbf{73 \text{ cm}^2}
 \end{aligned}$$

- 2 Find the distance between the boundaries and the area of the circular ring, if the circumference of two concentric circle are 134 cm and 90 cm.

Given:

Circumference of outer circle = 134 cm

Circumference of inner circle = 90 cm

To find:

Distance between the circles = ?

Area of circular ring = ?

Solution:

Circumference of outer circle = 134 cm

$$2\pi R = 134 \text{ cm}$$

$$R = \frac{134}{2\pi} = 21.32 \text{ cm}$$

Circumference of inner circle = 90 cm

$$2\pi r = 90 \text{ cm}$$

$$r = \frac{90}{2\pi} = 14.32 \text{ cm}$$

Distance between the circle = R - r

$$= 21.32 - 14.32 \text{ cm}$$

$$= 7 \text{ cm}$$

Area of circular ring =  $\pi (R + r) (R - r)$  unit<sup>2</sup>

$$= \pi (21.32 + 14.32) (21.32 - 14.32) \text{ cm}^2$$

$$= \frac{22}{7} \times 35.64 \times 7 \text{ cm}^2$$

$$= \mathbf{784.08 \text{ cm}^2}$$



- 3 A wire can be bend in the form of a circle of radius 56 cm. If it is bend in a form of a square, find the side.

Given:

$$\text{Radius of circle} = 56 \text{ cm}$$

To find:

$$\text{Side of square} = ?$$

Solution:

$$\text{Radius of circle} = 56 \text{ cm}$$

$$\text{Circumference of circle} = 2\pi r \text{ unit} = 2\pi \times 56 \text{ cm}$$

$$\text{Side of square} = x \text{ cm}$$

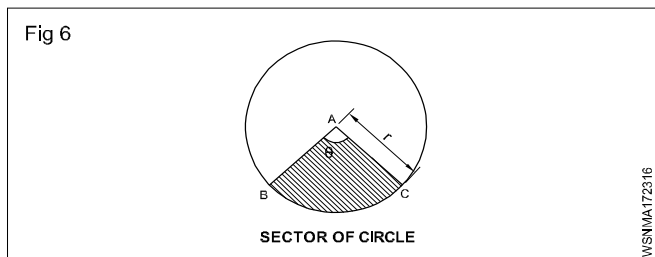
Wire can be bend from the form of round to square

$$\text{Perimeter of square} = \text{circumference of circle}$$

$$4 \times a = 352 \text{ cm}$$

$$a = \frac{352}{4} = 88 \text{ cm}$$

## Sector of Circle



$\theta$  = Angle of sector of circle

$l$  = Arc length

$r$  = radius

$$\text{Length of Arc } l = \frac{\theta}{360^\circ} \times 2\pi r \text{ unit}$$

$$\text{Perimeter } P = 2r + l \text{ unit}$$

$$\text{Area} = \frac{\theta}{360^\circ} \times \pi r^2 \text{ unit}^2 \quad (\text{or}) \quad A = \frac{lr}{2} \text{ unit}^2$$

- 1 Find the perimeter and area of a sector of circle of radius 7 cm and its angle is  $120^\circ$ .

Given:

$$\text{Angle of sector of circle} = 120^\circ$$

$$\text{Radius} = 7 \text{ cm}$$

To find:

$$\text{Perimeter} = ? , \text{Area} = ?$$

Solution:

$$\begin{aligned} \text{Length of arc } (l) &= \frac{\theta}{360^\circ} \times 2\pi r \text{ unit} \\ &= \frac{120}{360} \times 2 \times \frac{22}{7} \times 7 \text{ cm} \\ &= 14.67 \text{ cm} \end{aligned}$$

$$\begin{aligned} \text{Perimeter} &= 2r + l \text{ unit} \\ &= 2 \times 7 + 14.67 \text{ cm} \\ &= 28.67 \text{ cm} \end{aligned}$$

$$\text{Area} = \frac{\theta}{360^\circ} \times \pi r^2 \text{ unit}^2$$

$$\text{Area} = \frac{120^\circ}{360^\circ} \times \frac{22}{7} \times 7 \text{ cm}^2 = 51.33 \text{ cm}^2$$

- 2 Find the radius of the circle if the angle is  $60^\circ$  and the area of a sector of a circle is  $144 \text{ cm}^2$ ,

Given:

$$\text{Area of sector of circle } (A) = 144 \text{ cm}^2$$

$$\text{Angle of sector of circle } \theta = 60^\circ$$

To find:

$$\text{Radius of circle} = ?$$

Solution:

$$\begin{aligned} \text{Area } (A) &= \frac{\theta}{360^\circ} \times \pi r^2 \text{ unit}^2 \\ 144 &= \frac{60^\circ}{360^\circ} \times \frac{22}{7} \times r^2 \text{ cm}^2 \\ r^2 &= 274.91 \text{ cm}^2 \\ r &= \sqrt{274.91} = 16.58 \text{ cm} \end{aligned}$$

- 3 Find the area of the sector whose angle is  $105^\circ$ , and the perimeter of sector of circle is 18.6 cm.

Given:

$$\text{Perimeter of a sector of a circle} = 18.6 \text{ cm}$$

$$\text{Angle of sector of circle} = 105^\circ$$

To find:

$$\text{Area} = ?$$

Solution:

$$\begin{aligned} \text{Length of Arc } (l) &= \frac{\theta}{360^\circ} \times 2\pi r \text{ unit} \\ l &= \frac{105^\circ}{360^\circ} \times 2 \times \frac{22}{7} \times r \\ &= 1.83r \end{aligned}$$

$$\begin{aligned} \text{Perimeter } (P) &= l + 2r \text{ unit} \\ 18.6 &= 1.83r + 2r \\ 3.83r &= 18.6 \text{ cm} \end{aligned}$$

$$r = \frac{18.6}{3.83} = 4.86 \text{ cm}$$

$$\begin{aligned}
 \text{Area A} &= \frac{\theta}{360^\circ} \times \pi r^2 \text{ unit}^2 \\
 &= \frac{105^\circ}{360^\circ} \times \frac{22}{7} \times (4.86) \text{ cm}^2 \\
 &= 21.65 \text{ cm}^2
 \end{aligned}$$

- 4 Find the area, if the radius is 12.4 cm and the perimeter of a sector of a circle is 64.8 cm.

Given:

$$\text{Perimeter P} = 64.8 \text{ cm}$$

$$\text{Radius } r = 12.4 \text{ cm}$$

To find:

$$\text{Area A} = ?$$

Solution:

$$\text{Perimeter P} = \ell + 2r \text{ unit}$$

$$\ell = P - 2r \text{ unit}$$

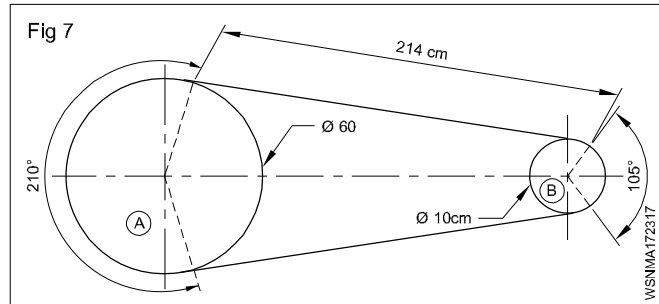
$$= 64.8 - 2(12.4) \text{ cm}$$

$$= 64.8 - 24.8 = 40 \text{ cm}$$

$$\text{Area A} = \frac{\ell r}{2} \text{ unit}^2 = \frac{40 \times 12.4}{2}$$

$$= 248 \text{ cm}^2$$

- 5 Find out the length of the belt, if the arrangement of a belt is shown in the figure below.



Solution:

$$\text{Length } \ell_A = \frac{\theta}{360^\circ} \times 2\pi r \text{ unit}$$

$$= \frac{210^\circ}{360^\circ} \times 2 \times \frac{22}{7} \times 30 = 110 \text{ cm}$$

$$\text{Length } \ell_B = \frac{\theta}{360^\circ} \times 2\pi r \text{ unit}$$

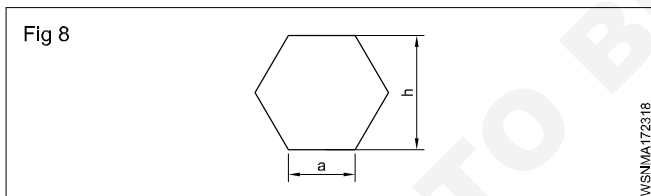
$$= \frac{105^\circ}{360^\circ} \times 2 \times \frac{22}{7} \times 5 = 91.7 \text{ cm}$$

$$= \ell_A + \ell_B + 2 \times 214 \text{ cm}$$

$$= 110 + 9.17 + 428 \text{ cm}$$

$$= 547.17 \text{ cm}$$

## Hexagon



Side = a unit

$$\text{Perimeter P} = 6a \text{ unit}$$

$$\text{Area A} = 6 \times \frac{\sqrt{3}}{4} \times a^2 \text{ units}^2 \text{ (Area of 6 equilateral triangle)}$$

$$\text{DAF (Distance Across Flats)} = \sqrt{3} \times a \text{ unit}$$

$$\text{DAC (Distance Across Corners)} = 2 \times a \text{ unit}$$

- 1 Find out the perimeter, area, DAF and DAC of a regular hexagon whose side is 2cm.

(DAF - Distance Across Flats)

(DAC - Distance Across Corners)

Given: Side of hexagon (a) = 2cm

To Find: P = ?, A = ?, DAF = ?, DAC = ?

Solution:

$$\text{Perimeter of hexagon (P)} = 6a \text{ unit}$$

$$= 6a \text{ unit} = 6 \times 2 \text{ cm} = 12 \text{ cm}$$

$$\text{Area of hexagon A} = 6 \times \frac{\sqrt{3}}{4} \times a^2 \text{ unit}^2$$

$$= 6 \times \frac{1.732}{4} \times 2^2$$

$$= 10.392 \text{ cm}^2$$

DAF (Distance Across

$$\text{Flats)} = \sqrt{3} \times a \text{ unit}$$

$$= \sqrt{3} \times 2 = 1.732 \times 2$$

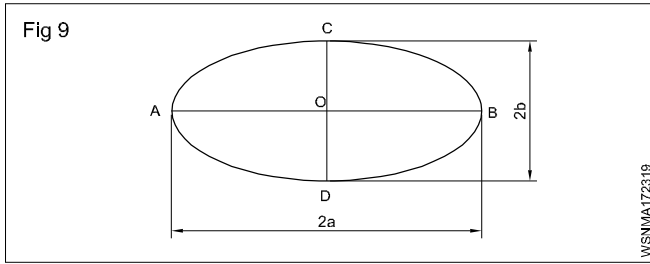
$$= 3.464 \text{ cm}$$

DAC (Distance Across

$$\text{Corners)} = 2 \times a \text{ unit}$$

$$= 2 \times 2 = 4 \text{ cm}$$

## Ellipse



Major axis AB = 2a

Half of Major axis OB = a,

Minor axis CD = 2b

Half of Minor axis OC = b

Area of ellipse A =  $\pi \times a \times b$  unit<sup>2</sup>

Perimeter of ellipse P =  $2\pi \sqrt{\frac{a^2 + b^2}{2}}$  unit

- Find its area and perimeter, if the major and minor axis of an ellipse are 12 cm and 8 cm respectively.

Solution:

$$\begin{aligned} \text{Major axis } 2a &= 12 \text{ cm} \\ a &= \frac{12}{2} = 6 \text{ cm} \end{aligned}$$

$$\text{Minor axis } 2b = 8 \text{ cm}$$

$$b = \frac{8}{2} = 4 \text{ cm}$$

$$\begin{aligned} \text{Area A} &= \pi \times a \times b \text{ unit}^2 \\ &= \frac{22}{7} \times 6 \times 4 \text{ cm}^2 \\ &= 75.43 \text{ cm}^2 \end{aligned}$$

$$\begin{aligned} \text{Perimeter (P)} &= 2\pi \sqrt{\frac{a^2 + b^2}{2}} \text{ unit} \\ &= 2 \times \frac{22}{7} \sqrt{\frac{6^2 + 4^2}{2}} \text{ unit} \\ &= 2 \times \frac{22}{7} \sqrt{\frac{36 + 16}{2}} \text{ unit} \\ &= 2 \times \frac{22}{7} \times \sqrt{26} \\ &= 2 \times \frac{22}{7} \times 5.1 = 32.06 \text{ cm} \end{aligned}$$

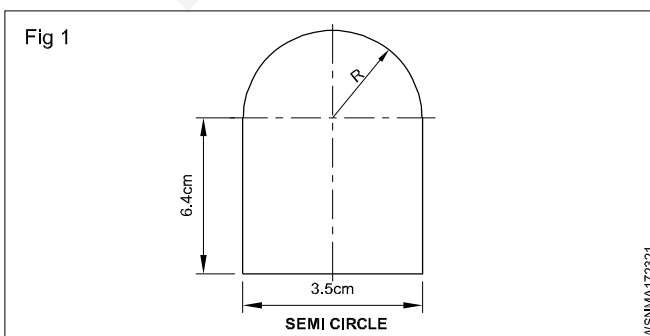
## Assignment

### Circle

- Find the circumference and area of a circle whose radius is 10.00 metre.
- Find its diameter if the area of a circle is 330 cm<sup>2</sup>.
- Find its area if the circumference of a circle is 50 cm.
- Find out the area and circumference of a circle of diameter is 50 cm.
- Find its area if the circumference of a circle is 44 cm.

### Semi circle

- Calculate the circumference and area of semi circle whose radius is 14 cm.
- Find area of the given figure.



### Circular ring

- Find out area of a ring washer, whose inner radius and outer radius are 13 cm and 15 cm respectively.
- Find the area of a ring portion of a washer whose outer dis is 30 m and inner dis is 20 m. Also calculate the difference between the circumference of circles.

### Sector of circle

- Find the perimeter and area of a sector of a circle of radius 5cm and its angle is 96°.
- Find the radius of the circle if the angle is 90° and the area of sector of a circle is 196 cm<sup>2</sup>.

### Hexagon

- Find out the Area, perimeter, DAF, and DAC of hexagon of side 4cm.
- Find the area of cross section of a regular hexagon rod whose side is 7.5 cm.

### Ellipse

- Find the area of the biggest ellipse that can be inscribed in a rectangle of length 18 cm and breadth 12 cm. Also calculate its perimeter.
- How much fencing will be required to enclose an elliptical plot of ground the axes of the ellipse being 200 and 170 meter respectively.

## Mensuration - Surface area and volume of solids - cube, cuboid, cylinder, sphere and hollow cylinder

### Cube

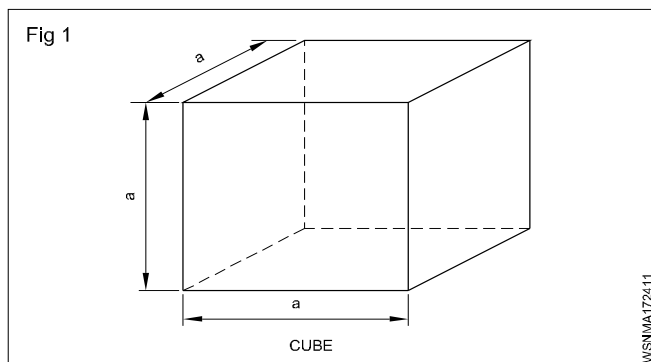
All sides of cube are same i.e length, breadth and height have same value. It is bounded by six equal square faces.

$$\begin{aligned}\text{Volume of cube} &= \text{side} \times \text{side} \times \text{side} \\ &= a^3 \text{ unit}^3\end{aligned}$$

$$\text{Lateral surface area} = 4a^2 \text{ unit}^2$$

$$\begin{aligned}\text{Total surface area} &= 6 \times \text{side} \times \text{side} \\ &= 6a^2 \text{ unit}^2\end{aligned} \quad \sqrt{3} = 1.732$$

$$\text{Diagonal } d = \sqrt{3}a$$



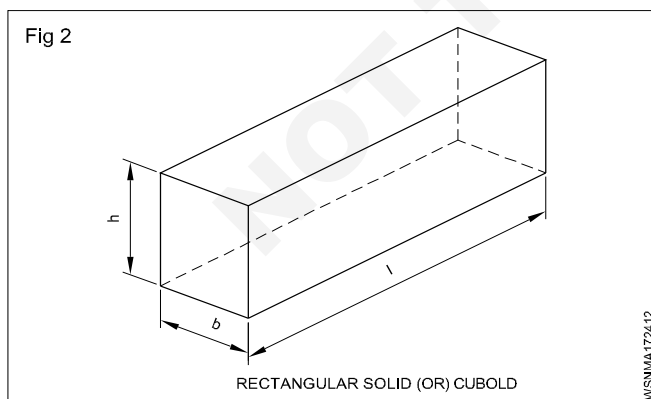
### Rectangular solid (or) cuboid

Rectangular solid is bounded by six rectangular surfaces and opposite surfaces are equal and parallel to each other.

$$\begin{aligned}\text{Volume of rectangular solid} &= \text{Length} \times \text{breadth} \times \text{height} \\ &= l \cdot b \cdot h \text{ unit}^3\end{aligned}$$

$$\text{Lateral surface area} = 2h(l+b) \text{ unit}^2$$

$$\begin{aligned}\text{Total surface area} &= 2lb + 2bh + 2hl \\ &= 2(lb+bh+hl) \text{ unit}^2\end{aligned}$$

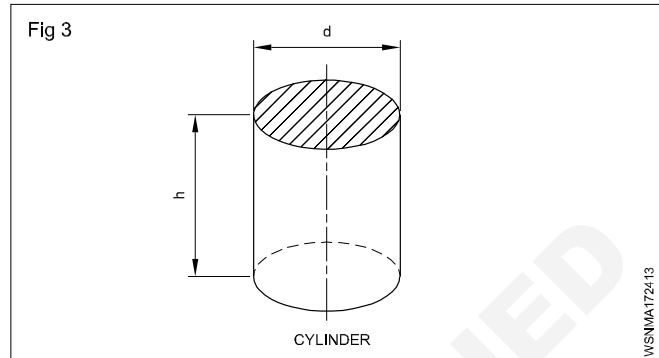


$l$  = length,  $b$  = breadth and  $h$  = height

### Cylinder

This is a prism whose top and bottom surfaces are equal and circular.

$$\text{Volume of cylinder} = \pi r^2 h \quad \text{or} \quad \frac{\pi}{4} d^2 h$$



$$\text{Curved area of cylinder} = 2\pi rh \text{ unit}^2$$

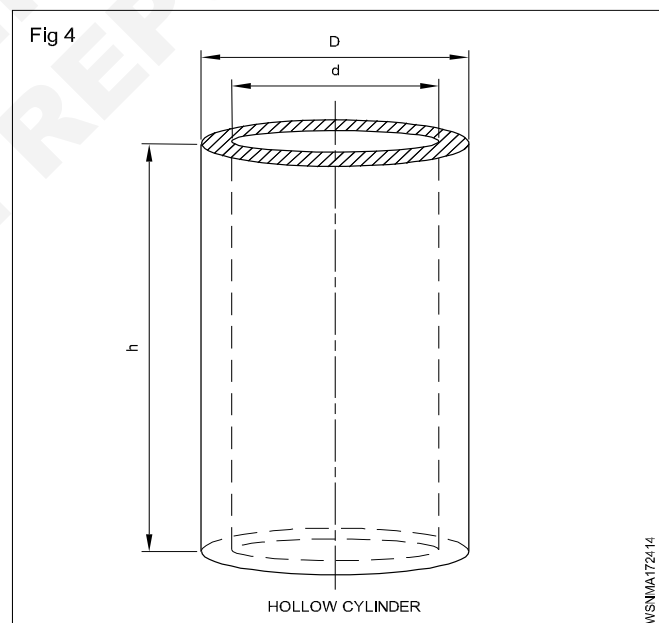
$$\text{Total surface area of cylinder} = 2\pi r(h+r) \text{ unit}^2$$

$r$  = Radius of base,  $d$  = Diameter of base

$h$  = Height of cylinder

### Hollow cylinder

Hollow means empty space. In hollow cylinder there is an empty place. Water pipe is an example of hollow cylinder.



$$\begin{aligned}\text{Volume of hollow cylinder} &= \pi (R^2 - r^2) h \quad (\text{or}) \\ &= \pi (R + r) (R - r) h \quad (\text{or}) \\ &= \frac{\pi}{4} (D^2 - d^2) h \text{ unit}^3 \\ &= \frac{\pi}{4} (D + d)(D - d) h\end{aligned}$$

$$\text{Total surface area of hollow cylinder} =$$

Inner + outer curved area + area of top and bottom circular part

$$\therefore \text{TSA} : 2\pi Rh + 2\pi rh + 2\pi(R^2 - r^2)$$

R = outer radius

r = inner radius

D = outer diameter

d = inner diameter

h = height of cylinder

t = thickness

$$\text{Mean dia} = \frac{D - d}{2}$$

If thickness given then:

Volume of hollow cylinder =  $\pi \times \text{mean dia} \times \text{thickness} \times \text{height}$

### Finding out volumes of solids

The space occupied by a body is known its volume. The volume of a body indicates the capacity to hold substance in it.

The general form of Lateral surface area Total surface area and Volume is :

**Lateral surface area** = perimeter of the base x height

**Total surface area** = LSA + 2 (base area )

**Volume** = Area of base x height

Important and commonly used solids are described below one after another:

### Cube

- 1 Find the diagonal, lateral surface area,, total surface area and volume of a cube of side 4.5 cm.

$$\text{side } a = 4.5 \text{ cm}$$

$$\begin{aligned} \text{diagonal } d &= \sqrt{3}a \text{ unit} \\ &= 1.732 \times 4.5 \\ &= 7.794 \text{ cm} \end{aligned}$$

$$\begin{aligned} \text{L.S.A} &= 4a^2 \text{ unit}^2 \\ &= 4 \times 4.5 \times 4.5 \\ &= 81 \text{ cm}^2 \end{aligned}$$

$$\begin{aligned} \text{T.S.A} &= 6a^2 \text{ unit} \\ &= 6 \times 4.5 \times 4.5 \\ &= 121.5 \text{ cm}^2 \end{aligned}$$

$$\begin{aligned} V &= a^3 \text{ unit}^3 \\ &= 4.5 \times 4.5 \times 4.5 \\ &= \mathbf{91.125 \text{ cc.}} \end{aligned}$$

- 2 Calculate volume of a cube where side is 9 cm

$$\begin{aligned} a &= 9 \text{ cm} \\ V &= ? \\ V &= a^3 \\ &= 9 \times 9 \times 9 \\ &= \mathbf{729 \text{ cm}^3} \end{aligned}$$

- 3 Find out side of the cube if a cube has volume of  $3375 \text{ cm}^3$ .

$$\begin{aligned} V &= 3375 \text{ cm}^3 \\ a &= ? \\ a^3 &= 3375 \\ a &= \sqrt[3]{3375} \\ &= \sqrt{3 \times 3 \times 3 \times 5 \times 5 \times 5} \\ &= 3 \times 5 \\ &= \mathbf{15 \text{ cm}} \end{aligned}$$

- 4 Find the side of a cube, if its surface area is  $216 \text{ cm}^2$

Surface area = T.S.A =  $216 \text{ cm}^2$

$$6a^2 = 216$$

$$\begin{aligned} a^2 &= \frac{216}{6} \\ &= 36 \end{aligned}$$

$$\begin{aligned} a &= \sqrt{36} \\ &= 6 \text{ cm} \end{aligned}$$

- 5 Find the side of the square tank, if its height is 2 metre and has the capacity to hold 50,000 litre of water.

Height of square shape tank (h) = 2 m

$$\begin{aligned} \text{Capacity} &= 50,000 \text{ litre} \\ 1000 \text{ litre} &= 1 \text{ m}^3 \end{aligned}$$

$$50,000 \text{ Litre} = \frac{50000}{1000}$$

$$= 50 \text{ m}^3$$

$$\text{Capacity of tank} = 50 \text{ m}^3$$

$$a^2 \times h = 50$$

$$a^2 \times 2 = 50$$

$$a^2 = \frac{50}{2} = 25 \text{ m}^2$$

$$a = \sqrt{25} = 5 \text{ m}$$

**Side of the square tank = 5 m**

### Rectangular Solid (or) Cuboid

- 1 Find its volume and T.S.A if a tank is 20 m long, 15 m broad and 12 m high.

$$l = 20 \text{ m}$$

$$b = 15 \text{ m}$$

$$h = 12 \text{ m}$$

$$v = ?$$

$$\text{T.S.A} = ?$$

$$\text{Volume } v = lbh \text{ unit}^3$$

$$= 20 \times 15 \times 12$$

$$= 3600 \text{ m}^3$$

$$\text{T.S.A} = 2(lb + bh + hl) \text{ unit}^2$$

$$= 2((20 \times 15) + (15 \times 12) + (20 \times 12))$$

$$= 2(300 + 180 + 240)$$

$$= \mathbf{1440 \text{ m}^2}$$

- 2 Find out its height if the cross section is 260 mm length and 180 mm wide rectangular and the capacity of a fuel tank is  $10500 \text{ cm}^3$ .

$$l = 260 \text{ mm} = 26 \text{ cm}$$

$$b = 180 \text{ mm} = 18 \text{ cm}$$

$$v = 10500 \text{ cm}^3$$

$$h = ?$$

$$l.b.h = \text{volume}$$

$$26 \times 18 \times h = 10500$$

$$h = \frac{10500}{26 \times 18}$$

$$= \mathbf{22.44 \text{ cm}}$$

- 3 How many litres of water it can store if a water tank has the following dimensions length = 1 metre, width = 0.8 metre and height = 1.2 metre?

$$\text{Volume} = l \times b \times h \text{ unit}^3$$

$$= 1 \times 0.8 \times 1.2$$

$$= 0.96 \text{ m}^3 \quad [1 \text{ m}^3 = 1000 \text{ litres}]$$

$$= 0.96 \times 1000$$

$$= \mathbf{960 \text{ litres of water can store in the tank.}}$$

- 4 Find its volume if the base of a prism is a rectangle having 5m length, 4m breadth and the height of the prism is 15m.

The base of prism is rectangle

Area of base = length x breadth

$$= 5 \times 4$$

$$= 20 \text{ square m}$$

Volume of prism = Area of base x Height

$$= 20 \times 15$$

$$= \mathbf{300 \text{ cm}^3}$$

## Cylinder

- 1 Find the volume and total surface are of a cylinder having 9cm diameter and 15 cm height.

$$\text{diameter} = 9 \text{ cm}$$

$$\text{radius } r = 4.5 \text{ cm}$$

$$\text{height } h = 15 \text{ cm}$$

$$\text{Volume } V = ?$$

$$\text{T.S.A} = ?$$

$$V = \pi r^2 h \text{ unit}^3$$

$$= \frac{22}{7} \times 4.5 \times 4.5 \times 15$$

$$= 954.4 \text{ cm}^3$$

$$\text{T.S.A} = 2\pi r(h+r) \text{ unit}^2$$

$$= 2 \times \frac{22}{7} \times 4.5 (15 + 4.5)$$

$$= 2 \times \frac{22}{7} \times 4.5 \times 19.5$$

$$= \mathbf{551.4 \text{ cm}^2}$$

- 2 Calculate the radius if the curved surface area of a cylindrical roller is  $48\pi \text{ cm}^2$  and the roller is 10 cm long

$$\text{C.S.A} = 48\pi \text{ cm}^2$$

$$\text{length} = 10 \text{ cm}$$

$$\text{radius} = ?$$

$$2\pi rh = 48\pi$$

$$2 \times \pi \times r \times 10 = 48\pi$$

$$r = \frac{48 \times \pi}{2 \times \pi \times 10}$$

$$= \mathbf{2.4 \text{ cm}}$$

- 3 Find its radius if the volume of a cylinder is  $5544 \text{ cm}^3$  and its height is 16 cm.

$$\pi r^2 h = v$$

$$3.14 \times r^2 \times 16 = 5544$$

$$r^2 = \frac{5544}{3.14 \times 16}$$

$$r^2 = \frac{5544}{50.24}$$

$$= 110.35$$

$$r = \sqrt{110.35}$$

$$= \mathbf{10.5 \text{ cm}}$$

- 4 Find the diameter of the tank if the volume of a circular tank is  $68.46 \text{ m}^3$ , its height is 2 m.

$$\pi r^2 h = 68.46$$

$$r^2 = \frac{68.46}{3.14 \times 2}$$

$$r^2 = 10.9$$

$$r = \sqrt{10.9}$$

$$= 3.3 \text{ m}$$

$$\text{diameter} = 2r$$

$$= 2 \times 3.3$$

$$= \mathbf{6.6 \text{ m}}$$

- 5 A cylindrical vessel is to be made of 3 metre long and 1.9994 metre diameter. Calculate its surface area, if it is in a closed form on one end.

$$h = 3\text{ m}$$

$$d = 1.9994\text{ m}$$

$$r = 0.9997\text{ m}$$

$$\text{T.S.A} = \text{C.S.A} + \text{Base area}$$

$$= 2\pi rh + \pi r^2$$

$$= (2 \times \frac{22}{7} \times 0.9997 \times 3) + (\frac{22}{7} \times 0.9997^2)$$

$$= 18.85 + 3.14$$

$$= \mathbf{21.99\text{ m}^2}$$

- 6 How many litres of water a cylinder of radius 75 cm and height 100 cm can hold.

$$V = \pi r^2 h \text{ unit}^3$$

$$= 3.142 \times 75 \times 75 \times 100$$

$$= 1767375\text{ cm}^3$$

$$= \frac{1767375}{1000} \quad [1000\text{ cc} = 1\text{ litre}]$$

$$= \mathbf{1767.375\text{ litres.}}$$

- 7 Calculate the height of cylindrical tin if a closed rectangular box 40 cm long, 30 cm wide and 25 cm deep has the same volume as that of cylinder tin of radius 17.5 cm.

$$\text{Volume of cylinder} = \text{Volume of rectangular box}$$

$$\pi r^2 h = l \times b \times h$$

$$\frac{22}{7} \times 17.5 \times 17.5 \times h = 40 \times 30 \times 25$$

$$h = \frac{40 \times 30 \times 25 \times 7}{22 \times 17.5 \times 17.5}$$

$$= \frac{210000}{6737.5}$$

$$= \mathbf{31.17\text{ cm}}$$

- 8 An oxygen cylinder is 15 cm in diameter and 100 cm in length. It is filled with gas under pressure so that every  $\text{cm}^3$  of the cylinder contains 120  $\text{cm}^3$  of gas. How much cc of oxygen does this hold?

$$\text{Volume of cylinder} = \pi r^2 h \text{ unit}^3$$

$$= \frac{22}{7} \times 7.5 \times 7.5 \times 100$$

$$= 17678.57\text{ cm}^3$$

$$\text{Gas contain in } 1\text{ cm}^3 = 120\text{ cm}^3 \text{ of gas}$$

$$\text{Gas contain in } 17678.57\text{ cm}^3 = 17678.57 \times 120$$

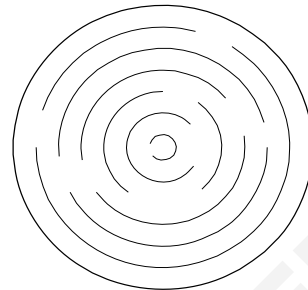
$$= 2121428\text{ cm}^3$$

$$\mathbf{\text{Volume of oxygen} = 2121428\text{ cc.}}$$

## Sphere

Sphere is a solid circular body.

Fig 5



WSNMA172415

$$\text{Volume of sphere} = \frac{4}{3} \pi r^3 \quad \text{or}$$

$$= \frac{\pi}{6} d^3 \text{ unit}^3$$

$$\text{Total surface area of sphere} = 4\pi r^2 \text{ unit}^2$$

Where r = Radius of sphere

d = Diametre of sphere

$$\text{Radius} = \frac{1}{2} \text{ of diameter}$$

- 1 Find the volume and surface area of a sphere of 3 cm radius.

$$V = \frac{4}{3} \pi r^3 \text{ unit}^3$$

$$= \frac{4 \times 22 \times 3 \times 3 \times 3}{3 \times 7}$$

$$= 113.1\text{ cm}^3$$

$$\text{Total Surface Area} = 4\pi r^2 \text{ unit}^2$$

$$= 4 \times \frac{22}{7} \times 3 \times 3$$

$$= \mathbf{113.1\text{ cm}^2}$$

- 2 Find the diameter of sphere having volume of 15625 cc.

$$\frac{4}{3} \pi r^3 = \text{Volume}$$

$$\frac{4}{3} \times \frac{22}{7} \times r^3 = 15625$$

$$r^3 = \frac{15625 \times 3 \times 7}{4 \times 22}$$

$$= \frac{328125}{88}$$

$$= 3728.69$$

$$r = \sqrt[3]{3728.69}$$

$$= 15.51 \text{ cm}$$

$$\text{diameter} = 2 \times \text{radius}$$

$$= 2 \times 15.51$$

$$= 31.02 \text{ cm}$$

- 3 How many spherical balls of 1 cm radius can be made from a sphere of 32 cm diameter.

No. of balls  $\times$  volume of small sphere = Volume of bigger sphere

$$N \times \frac{4}{3} \pi r^3 = \frac{4}{3} \pi R^3$$

$$N \times \frac{4}{3} \times \cancel{\pi} \times 1^3 = \frac{4}{3} \times \cancel{\pi} \times R^3$$

$$N = 16 \times 16 \times 16$$

$$= 4096 \text{ balls}$$

- 4 Three brass balls of diameters 3 cm, 4 cm and 5 cm are melted and make into one solid ball, if there is no wastage. Find the diameter of the solid ball.

$$1^{\text{st}} \text{ ball } d_1 = 3 \text{ cm,}$$

$$r_1 = 1.5 \text{ cm}$$

$$2^{\text{nd}} \text{ ball } d_2 = 4 \text{ cm,}$$

$$r_2 = 2 \text{ cm}$$

$$3^{\text{rd}} \text{ ball } d_3 = 5 \text{ cm,}$$

$$r_3 = 2.5 \text{ cm}$$

$$\text{Diameter of new ball} = ?$$

$$\text{Volume of new ball} = \text{Volume of 3 spherical balls}$$

$$\frac{4}{3} \pi r^3 = \frac{4}{3} \pi r_1^3 + \frac{4}{3} \pi r_2^3 + \frac{4}{3} \pi r_3^3$$

$$\frac{4}{3} \cancel{\pi} r^3 = \frac{4}{3} \cancel{\pi} (1.5^3 + 2^3 + 2.5^3)$$

$$r^3 = 3.375 + 8 + 15.625$$

$$r^3 = 27$$

$$r = \sqrt[3]{27}$$

$$r = \sqrt[3]{3 \times 3 \times 3}$$

$$r = 3 \text{ cm}$$

$$\text{Diameter of the ball} = 2 \times r$$

$$= 2 \times 3$$

$$= 6 \text{ cm}$$

## Assignment

### Cube

- Find the diagonal, lateral surface area, total surface area and volume of cube, whose side is 15 cm.
- Find the volume of 10 cubes where each side is 5 cm.
- Find its volume if a solid cube has each of its sides 60 mm long.
- What is its side if the total surface area of a cube is 384 m<sup>2</sup>.

### Cuboid

- Find the volume of the tank in m<sup>3</sup>, if the length is 60 m, breadth 40 m and height 20 m.
- Find the volume of a C.I. casting of a rectangular block having 25 cm  $\times$  20 cm  $\times$  8 cm size.
- Calculate the total surface area of a box whose length, width and height are 120 cm, 50 cm and 60 cm respectively.
- Find the volume of the sheet if a brass sheet is of 25 cm square and 0.4 cm thick.

### Cylinder

- Find the curved surface area of cylinder whose diameter is 18 cm and height 34 cm?
- Find the total surface area of cylinder whose diameter is 24 cm and height 40 cm?
- Find out the volume of cylinder whose base is 10 cm radius and height is 40 cm?

### Sphere

- Find the volume of sphere having diameter 3.5cm?
- Find the total surface area of a sphere having radius 1.75 cm?
- How many spherical balls of 1 cm radius can be made from a sphere of 16 cm diameter.
- Three balls of diameter 2m, 4cm and 6 cm are melted and made into one solid ball. If there is no wastage, find the diameter of solid ball.



# Mensuration - Finding the lateral surface area, total surface area and capacity in litres of hexagonal, conical and cylindrical shaped vessels

## Hexagonal bar

Volume of Hexagonal bar = Area of hexagonal x height

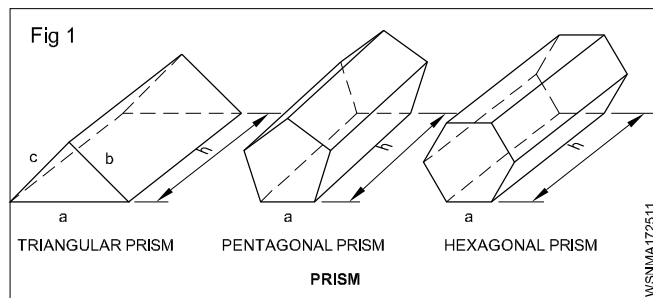
Lateral surface area of hexagonal bar

$$= 6 \times \text{side of hexagon} \times \text{length of the bar}$$

or  $= 3.464 \times \text{length of the bar} \times \text{flat of hexagon}$

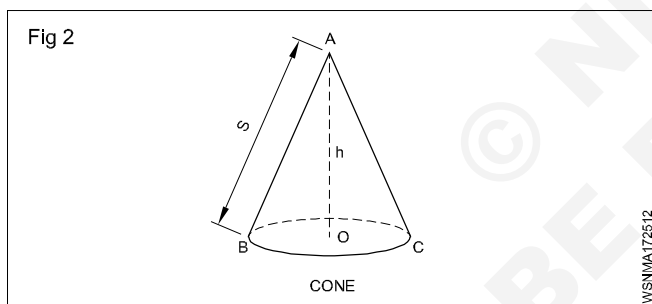
Total surface area of hexagonal bar

$$= \text{lateral surface area} + (2 \times \text{area of hexagon})$$



## Cone

Cone is a pyramid with a circular base.



$$\text{Volume of cone} = \frac{1}{3} \pi r^2 h$$

or  $= \frac{\pi}{12} d^2 h$

$$\text{Curved area} = \pi r s$$

$$\text{Total surface area} = \pi r (s + r)$$

Where  $r$  = radius of base

$d$  = diameter of base

$h$  = vertical height of cone

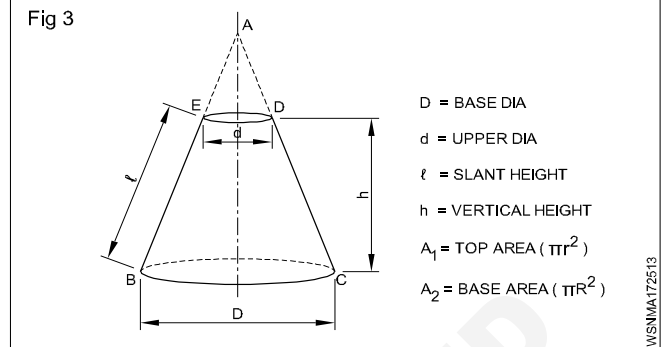
$$s = \text{slant height} \sqrt{r^2 + h^2}$$

## Frustum of a cone

When a cone is cut by a plane parallel to the base, and upper part is removed, the formation appears, is termed as frustum of a cone. Buckets, oil cans etc. are such frustums in shape.

$$\text{L.S.A} = \pi l (R + r) \text{ unit}^2$$

Fig 3



$$\text{TSA} = \pi l (R + r) + A_1 + A_2 \text{ unit}^2$$

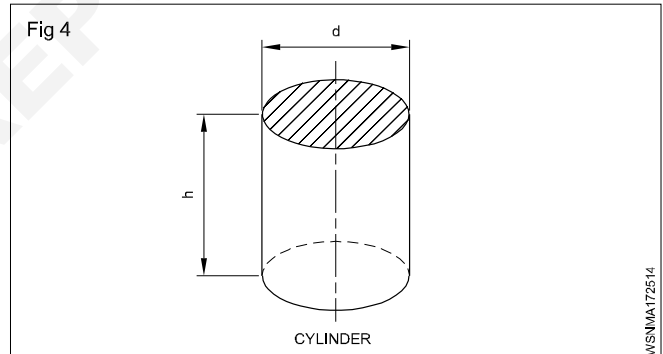
$$V = \frac{\pi}{3} h (R^2 + Rr + r^2) \text{ unit}^3$$

[ $A_1$  = Top area ;  $A_2$  = Bottom area]

## Cylinder

This is a prism whose top and bottom surfaces are equal and circular.

$$\text{Volume of cylinder} = \pi r^2 h \quad \text{or} \quad \frac{\pi}{4} d^2 h$$



$$\text{Curved area of cylinder} = 2\pi r h$$

$$\text{Total surface area of cylinder} = 2\pi r (h + r)$$

$r$  = Radius of base,  $d$  = Diameter of base

$h$  = Height of cylinder

## Hollow cylinder

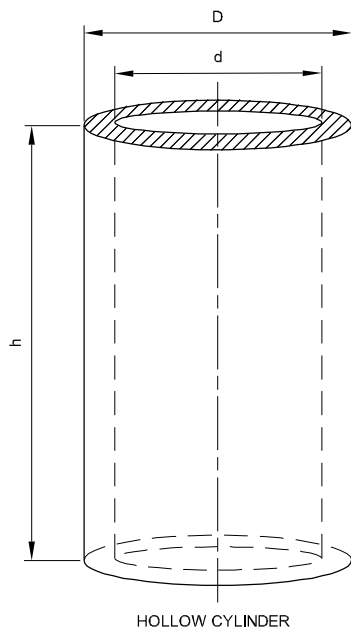
Hollow means empty space. In hollow cylinder there is an empty place. Water pipe is an example of hollow cylinder.

$$\begin{aligned} \text{Volume of hollow cylinder} &= \pi (R^2 - r^2) h \quad (\text{or}) \\ &= \pi (R + r) (R - r) h \quad (\text{or}) \\ &= \frac{\pi}{4} (D^2 - d^2) h \\ &= \frac{\pi}{4} (D + d)(D - d) h \end{aligned}$$

$$\text{Total surface area of hollow cylinder} =$$

Inner + outer curved area + area of top and bottom circular part

Fig 5



WSNMA172515

$$\therefore \text{TSA} : 2\pi Rh + 2\pi rh + 2\pi(R^2 - r^2)$$

R = outer radius

r = inner radius

D = outer diameter

d = inner diameter

h = height of cylinder

t = thickness

$$\text{Mean dia} = \frac{D - d}{2}$$

If thickness given then:

Volume of hollow cylinder =  $\pi \times \text{mean dia} \times \text{thickness} \times \text{height}$

**Example**

- 1 Find the volume of an hexagonal prism having its side 20 cm and height 200 cm.**

Side of hexagonal prism (a) = 20 cm

Height (h) = 200 cm

Volume (V) = Base side area x Height

$$= 6 \times \frac{\sqrt{3}}{4} \times a^2 \times h$$

$$= 6 \times \frac{\sqrt{3}}{4} \times 20 \times 20 \times 200$$

$$= 1,20,000 \times \sqrt{3}$$

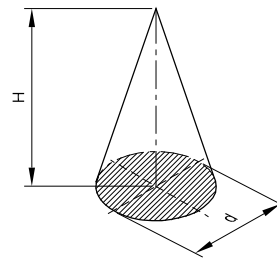
$$= 1,20,000 \times 1.732$$

$$= 2,07,840 \text{ cm}^3$$

Volume of the hexagonal prism = 2,07,840 cm<sup>3</sup>

- 2 Calculate the height. Also find the lateral surface area if a cone has a base diameter of 210 mm and its volume is 3056 cm<sup>3</sup>.**

Fig 6



WSNMA172516

$$\text{Volume of a cone} = \frac{1}{3} \times \text{Area of base} \times \text{height}$$

$$3056 \text{ cm}^3 = \frac{1}{3} \times 0.785 \times 210^2 \text{ mm}^2 \times H$$

$$H = \frac{3056 \times 3 \times 1000 \text{ mm}^3}{0.785 \times 210^2 \text{ mm}^2} = 264.82 \text{ mm}$$

$$L = \text{Slant height} = \sqrt{264.82^2 + 105^2} = 284.9 \text{ mm}$$

$$\text{Lateral surface area} = \frac{1}{2} \pi \times 210 \times 284.9 \text{ mm}^2$$

$$= 94017 \text{ mm}^2 = 940.17 \text{ cm}^2$$

- 3 Determine its diameter in mm if the height of a rod of 1.6 metres and its volume is 1.017 metre<sup>3</sup>.**

$$V = A \times H$$

$$1.017 \text{ m}^3 = 0.785 d^2 \times 1.6 \text{ metres}$$

$$0.785 d^2 = \frac{1.017}{1.6} \text{ m}^2$$

$$d^2 = \frac{1.017}{1.6 \times 0.785} \text{ m}^2$$

$$= \frac{1.017}{1.6 \times 0.785} \text{ m}^2$$

$$d = \sqrt{\frac{10170}{16 \times 785}} \text{ metre}$$

$$= \sqrt{\frac{10170}{12560}}$$

$$= \sqrt{0.8097}$$

$$= 0.8998$$

$$= 899.8 \text{ mm}$$

## Levers and Simple machines - Simple machines - Effort and load, mechanical advantage, velocity ratio, efficiency of machine, relationship between efficiency, velocity ratio and mechanical advantage

### Introduction

A machine is a tool containing one or more parts that uses energy to perform an intended action. Machines are usually powered by mechanical, chemical, thermal, or electrical means, and are often motorized. Historically, a power tool also required moving parts to classify as a machine. However, the advent of electronics has led to the development of power tools without moving parts that are considered machines.

A simple machine is a device that simply transforms the direction or magnitude of a force, but a large number of more complex machines exist. Examples include

- 1 Levers
- 2 Screw Jack
- 3 Wheel and axle
- 4 Pulleys
- 5 Inclined plane, etc.,

### Load (or) Weight

The force overcome by the effort is called load or weight (W).

### Effort (or) power

The force applied to lift the load is called effort or power (P).

### Fulcrum

It is a fixed point in the machine around which the machine rotates (F).

### Mechanical advantage

In a simple machine when the effort (P) balances a load (W) the ratio of the load to the effort is called the mechanical advantage of the machine. It is simply expressed in a number.

$$\text{Mechanical advantage (M.A)} = \frac{\text{Load}}{\text{Effort}} = \frac{W}{P}$$

### Velocity ratio

It is the ratio between the distances moved by the effort to the distance moved by the load. It is also expressed in a number.

$$\text{Velocity ratio} = \frac{\text{Distance moved by effort (dp)}}{\text{Distance moved by load (dw)}}$$

### Efficiency of Machine

The ratio of output to the input of machine is known as efficiency. In simple machines, the ratio of mechanical advantage to the velocity ratio is also known as efficiency of machine. Efficiency is generally expressed in percentage.

$$\text{Efficiency} = \frac{\text{Output}}{\text{Input}} \times 100$$

$$\% \text{ Efficiency} = \frac{\text{Output}}{\text{Input}} \times 100$$

### Relation between M.A., V.R. and $\eta$

$$\begin{aligned} \text{Efficiency} &= \frac{\text{Output}}{\text{Input}} = \frac{\text{Load} \times \text{Distance moved by load}}{\text{Effort} \times \text{Distance moved by effort}} \\ &= \frac{\text{Load}}{\text{Effort}} \times \frac{\text{Distance moved by load}}{\text{Distance moved by effort}} \\ &= \text{Mechanical advantage} \times \frac{1}{\text{Velocity ratio}} \end{aligned}$$

$$\text{Efficiency } (\eta) = \frac{\text{Mechanical advantage}}{\text{Velocity ratio}} = \frac{\text{M.A.}}{\text{V.R.}} \times 100$$

### Ideal Machine

In an ideal machine the mechanical advantage is equal to the velocity ratio. so, efficiency is 100% or unity.

### Examples

- 1 Calculate the mechanical advantage, velocity ratio and efficiency if a machine mass of 120 kg is lifted to a height of 5 metre by a force of 60 kg. moving 15m.

$$\text{Load (w)} = 120 \text{ kg}$$

$$\text{Distance moved by load} = (dw) = 5 \text{ m}$$

$$\text{Power (P)} = 60 \text{ kg}$$

$$\text{Distance moved by power (dp)} = 15 \text{ m}$$

$$\text{MA} = \frac{W}{P} = \frac{120 \text{ kg}}{60 \text{ kg}} = 2$$

$$\text{VR} = \frac{dp}{dw} = \frac{15}{5} = 3$$

$$\text{Efficiency}(\eta) = \frac{\text{MA}}{\text{VR}} \times 100\%$$

$$= \frac{2}{3} \times 100$$

$$= 66.66 \%$$

- 2 Calculate the mechanical advantage and efficiency of machine, if effort applied 300 kg a load of 900 kg is lifted by a simple machine having a velocity ratio of 4.

$$\text{Load (W)} = 900 \text{ kg}$$

$$\text{Effort (P)} = 300 \text{ kg}$$

$$\text{Velocity ratio (V.R)} = 4$$

$$\begin{aligned}\text{Mechanical advantage (M.A.)} &= \frac{\text{Load (W)}}{\text{Effort (P)}} \\ &= \frac{900}{300} \\ &= 3 \\ \text{Efficiency } (\eta) &= \frac{\text{M.A.}}{\text{V.R.}} \times 100\% \\ &= \frac{3}{4} \times 100\% \\ &= 75\%\end{aligned}$$

- 3 Calculate Mechanical advantage, work done and horse power required if it is raised to a height of 6 m in 27 sec. and using a pulley block, a weight of 180 kg is raised with a force 15 kg.**

$$\begin{aligned}W &= 180 \text{ kg} \\ P &= 15 \text{ kg} \\ \text{M.A.} &= ? \\ \text{Work done} &= ? \\ \text{HP} &= ? \\ \text{Height} &= 6 \text{ m} \\ t &= 27 \text{ second}\end{aligned}$$

$$\begin{aligned}\text{M.A.} &= \frac{W}{P} = \frac{180 \text{ kg}}{15 \text{ kg}} = 12 \\ \text{Work done} &= F \times d \text{ (Force} \times \text{Distance)} \\ &= 15 \text{ kg} \times 6 \text{ m}\end{aligned}$$

$$\begin{aligned}\text{Work done} &= 90 \text{ m} \cdot \text{kg} \\ \text{Power} &= \frac{\text{Workdone}}{\text{time}} \\ &= \frac{90 \text{ m kg}}{27 \text{ s}} \\ &= \frac{90}{27} \text{ m kg/s [75m kg/sec=1HP]} \\ &= 90/27 \times 1/75 \text{ H.P.} \\ &= 0.04444 \text{ H.P.}\end{aligned}$$

- 4 Calculate the applied force if a Load of 400 kg is lifted by a machine having an  $\eta$  of 72%. If velocity ratio = 6?**

$$\begin{aligned}W &= 400 \text{ kg} \\ \eta &= 72\% \\ \text{V.R.} &= 6\end{aligned}$$

$$\eta = \frac{\text{M.A.}}{\text{V.R.}} \times 100$$

$$72 = \frac{\text{M.A.}}{6} \times 100$$

$$\text{M.A.} = \frac{72 \times 6}{100}$$

$$\frac{W}{P} = 4.32$$

$$\frac{400 \text{ kg}}{P} = 4.32$$

$$\text{Applied Force } P = \frac{400}{4.32} = 92.59 \text{ kg.}$$

## Assignment

- Calculate the efficiency of a machine having velocity ratio 5 if a force of 275 kg applied to lift a weight of 1100kg with the help of simple machine.
- Calculate (i) Mechanical advantage (ii) Efficiency of machine if the effort applied is 250 kg and a load of 1000 kg is lifted by a simple machine having a velocity ratio of 5.
- What effort would be required and what would be the mechanical advantage if a lifting machine having a velocity ratio of 25, lifts a load of 40 Kg with an efficiency of 54.4% ?
- Find out the effort required if the velocity ratio of a weight lifting machine is 20. If the efficiency of the machine is 40%.
- Find the mechanical advantage if using a pulley block a load of 350 N is raised with a force of 25N.
- Calculate M.A.  $\eta$  of the machine, if the effort applied is 250 kg and a load of 1000 kg is lifted by a simple machine having a velocity ratio 5.
- Find out the  $\eta$  of the machine of effort applied is 300 kg if load of 1200 kg is lifted using simple machine having a velocity ratio of 5.
- Calculate M.A. and efficiency if in a simple machine the velocity ratio is found to be 20. An effort of 20 kg is required to lift a load of 400 kg.
- What is the velocity ratio, if its efficiency is 0.75 and in a lifting machine an effort of 31 kg just raises a load of 1000 kg?

## Trigonometry - Measurement of angles

### Introduction:

Trigonometry is the branch of mathematics which deals with the study of measurement and relationship of the three sides and three angles of a triangle.

### Units:

#### Measurement of Angles

There are three systems of measuring the angle:

##### (i) Sexagesimal System

This is called British System. In this system, one right angle is divided into 90 equal parts which are called degrees. Each part is divided into 60 parts which are called minutes. Each minute is divided into 60 parts which are called seconds. The parts so divided respectively are called:

One degree ( $1^\circ$ ), one minute ( $1'$ ) and one second ( $1''$ )

It means 1 right angle =  $90^\circ$  (90 degrees)

1 degree ( $1^\circ$ ) = 60' (60 minutes)

1 minute ( $1'$ ) = 60" (60 seconds)

In Trigonometry, mostly this system is used.

##### (ii) Centesimal System

This is called French System. In this system, the right angle is divided into 100 equal parts which are called grades. Each grade is divided into 100 minutes and each minute is divided into 100 seconds.

Parts so divided are respectively called:

One grade (1 g), one minute ( $1'$ ), one second ( $1''$ ).

It means 1 right angle = 100 grades (100g)

1 grade (1 g) = 100 minutes ( $100'$ )

1 minute ( $1'$ ) = 100 seconds ( $100''$ )

$90^\circ = 100g$  (because each is a right angle)

This system is easier than Sexagesimal System. But to use this system many other systems will have to be devised that is why this system is not used.

##### (iii) Circular System

In this system, the unit of measuring angles is radian. It is that angle which is formed at the centre and is formed of an arc of length equal to radius in a circle.

There is one constant ratio between the circumference and dia of a circle. This is represented by  $\pi$ .

$$\frac{\text{Circumference}}{\text{Diameter}} = \text{constant point} = \pi$$

$$\begin{aligned} \text{Circumference} &= \pi \times \text{dia} \\ &= 2\pi r \text{ (where } r \text{ is radius of the circle)} \end{aligned}$$

$$\pi = \frac{22}{7}$$

Circumference makes an angle ( $2\pi r$ ) =  $360^\circ$

Radius of the circle makes an angle ( $r$ ) = 1 Radian

$$\text{ie : } \frac{C}{r} = \frac{360^\circ}{1 \text{ Radian}}$$

$$\frac{2\pi r}{r} = \frac{360^\circ}{1 \text{ Radian}}$$

$$2\pi = \frac{360^\circ}{1 \text{ Radian}}$$

$$2\pi \text{ Radian} = 360^\circ$$

$$\pi \text{ Radian} = 180^\circ$$

$$1 \text{ Radian} = \frac{180^\circ}{\pi}$$

$$1^\circ = \frac{\pi}{180^\circ} \text{ Radian}$$

### Examples

- 1 Convert  $45^\circ 36' 20''$  into degree and decimal of degree.

$$60 \text{ second} = 1 \text{ minute}$$

$$20 \text{ second} = \frac{20}{60} = 0.333'$$

$$60 \text{ minute} = 1 \text{ degree}$$

$$36.333 \text{ minute} = \frac{36.333}{60} = 0.606^\circ$$

$$45^\circ 36' 20'' = 45.606^\circ$$

- 2 Convert  $24.59^\circ$  into degree, minute and second

$$1 \text{ degree} = 60 \text{ minute}$$

$$0.59 \text{ degree} = 0.59 \times 60 = 35.4'$$

$$1 \text{ minute} = 60 \text{ second}$$

$$0.4 \text{ minute} = 60 \text{ sec} \times 0.4$$

$$= 24''$$

$$\text{Therefore } 24.59^\circ = 24^\circ 35' 24''$$

- 3 Change  $50^\circ 37' 30''$  into degrees

By changing angle degrees into decimals

$$30'' = \frac{30}{60} = 0.50'$$

$$37' 30'' = 37.5'$$

$$37.5' = \frac{37.5}{60} = 0.625^\circ$$

$$50^\circ 37' 30'' = 50.625^\circ$$

4 Convert  $23^{\circ}25'32''$  into radians

We know  $1^{\circ} = 60' = 3600''$

Therefore  $23^{\circ}25'32''$

$$= \left( 23 + \frac{25}{60} + \frac{32}{3600} \right) \text{ degrees}$$

$$= \frac{82800 + 1500 + 32}{3600}$$

$$= \frac{84332}{3600}$$

But  $180^{\circ} = \pi$  radians

Therefore  $23.4255$  degrees

$$= \frac{23.4255}{180} \pi \text{ radians}$$

$$= \frac{23.4255}{180} \times \frac{22}{7} \text{ radians}$$

$$= \mathbf{0.4089 \text{ radians}}$$

5 Convert  $87^{\circ}19'57''$  into Radian.

$$19'57'' = 19' + \frac{57''}{60}$$

$$= 19' + 0.95'$$

$$= 19.95'$$

$$87^{\circ}19.95' = 87^{\circ} + \frac{19.95'}{60}$$

$$= 87^{\circ} + 0.332^{\circ} = 87.33^{\circ}$$

$$1^{\circ} = \frac{\pi}{180} \text{ radian}$$

$$87.33^{\circ} = \frac{\pi}{180} \times 87.33 \text{ radian}$$

$$= 1.524 \text{ radian}$$

6 Convert  $67^{\circ}11'43''$  into Radian

$$11'43'' = 11' + \frac{43''}{60}$$

$$= 11' + 0.716'$$

$$= 11.72'$$

$$67^{\circ}11.72' = 67^{\circ} + \frac{11.72'}{60}$$

$$= 67^{\circ} + 0.195^{\circ}$$

$$= 67.2^{\circ}$$

$$1^{\circ} = \frac{\pi}{180} \text{ radian}$$

$$67.2^{\circ} = \frac{\pi}{180} \times 67.2 \text{ radian}$$

$$= 1.173 \text{ radian}$$

7 Convert  $\frac{4}{7} \pi$  radian into degrees

$$1 \text{ radian} = \frac{180}{\pi} \text{ degree}$$

$$\frac{4}{7} \pi \text{ radian} = \frac{180}{\pi} \times \frac{4}{7} \pi \text{ degree}$$

$$= 102.9 \text{ degree}$$

$$= 102^{\circ} 0.9 \times 60'$$

$$= 102^{\circ} 54'$$

8 Convert 0.8357 radian into degrees

$$1 \text{ radian} = \frac{180}{\pi} \text{ degree}$$

$$0.8357 \text{ radian} = \frac{180}{\pi} \times 0.8357 \text{ degree}$$

$$= 47.88^{\circ}$$

$$= 47^{\circ} 0.88 \times 60'$$

$$= 47^{\circ} 52.80'$$

$$= 47^{\circ} 52' 0.8 \times 60''$$

$$= 47^{\circ} 52' 48''$$

9 Convert 2.752 radian into degrees

$$1 \text{ Radian} = \frac{180}{\pi} \text{ degree}$$

$$2.7520 \text{ radian} = \frac{180}{\pi} \times 2.752 \text{ degree}$$

$$= 157.7^{\circ}$$

$$= 157.7^{\circ} \times 60'$$

$$= 157^{\circ} 42'$$

10 Convert  $\frac{3}{5} \pi$  radian into degrees

$$1 \text{ Radian} = \frac{180}{\pi} \text{ degree}$$

$$\frac{3}{5} \pi \text{ radian} = \frac{180}{\pi} \times \frac{3}{5} \pi \text{ degree}$$

$$= 108^{\circ}$$

## Assignment

### Convert into Degree

1 12 Radian

### Convert into Radians

2  $78^{\circ}$

3  $47^{\circ}20'$

4  $52^{\circ}36'45''$

5  $25^{\circ}38''$

### Convert into degree, minute and seconds

6  $46.723^{\circ}$

7  $68.625^{\circ}$

8 0.1269 Radians

9 2.625 Radians

10  $\frac{3}{5}$  Radians

## Trigonometry - Trigonometrical ratios

### Dependency

The sides of a triangle bear constant ratios for a given definite value of the angle. That is, increase or decrease in the length of the sides will not affect the ratio between them unless the angle is changed. These ratios are trigonometrical ratios. For the given values of the angle a value of the ratios

$\frac{BC}{AB}$ ,  $\frac{AC}{AB}$ ,  $\frac{BC}{AC}$ ,  $\frac{AB}{BC}$ ,  $\frac{AB}{AC}$  and  $\frac{AC}{BC}$  do not change even when the sides AB, BC, AC are increased to AB', BC' and AC' or decreased to AB'', BC'' and AC''.

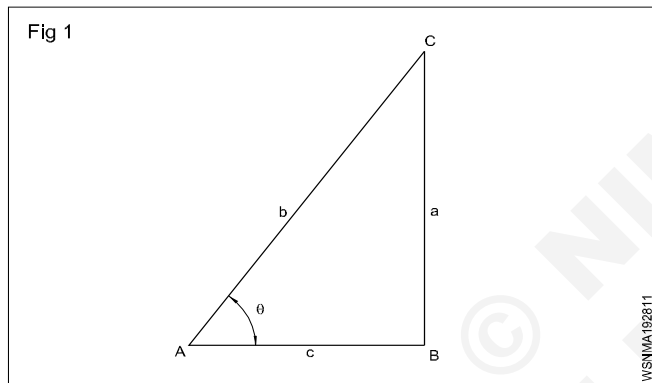
For the angle

AC is the hypotenuse

AB is the adjacent side

BC is the opposite side.

### The ratios



The six ratios between the sides have precise definitions.

$$\text{Sine } \theta = \frac{BC}{AC} = \frac{\text{Opposite side}}{\text{Hypotenuse}} = \sin \theta$$

$$\text{Cosine } \theta = \frac{AB}{AC} = \frac{\text{Adjacent side}}{\text{Hypotenuse}} = \cos \theta$$

$$\text{Tangent } \theta = \frac{BC}{AB} = \frac{\text{Opposite side}}{\text{Adjacent side}} = \tan \theta$$

$$\text{Cosecant } \theta = \frac{AC}{BC} = \frac{\text{Hypotenuse}}{\text{Opposite side}} = \text{cosec } \theta$$

$$\text{Secant } \theta = \frac{AC}{AB} = \frac{\text{Hypotenuse}}{\text{Adjacent side}} = \sec \theta$$

$$\text{Cotangent } \theta = \frac{AB}{BC} = \frac{\text{Adjacent side}}{\text{Opposite side}} = \cot \theta$$

### Relationship between the ratios

$$\text{Cosec } \theta = \frac{AC}{BC} = \frac{1}{\frac{BC}{AC}} = \frac{1}{\sin \theta}$$

$$\sec \theta = \frac{AC}{AB} = \frac{1}{\frac{AB}{AC}} = \frac{1}{\cos \theta}$$

$$\cot \theta = \frac{AB}{BC} = \frac{1}{\frac{BC}{AB}} = \frac{1}{\tan \theta}$$

$$\sin \theta = \frac{\text{side BC}}{\text{side AC}} = \frac{a}{b}$$

$$\cos \theta = \frac{\text{side AB}}{\text{side AC}} = \frac{c}{b}$$

$$\frac{\sin \theta}{\cos \theta} = \frac{\frac{a}{b}}{\frac{c}{b}} = \frac{a}{b} \times \frac{b}{c} = \frac{a}{c}$$

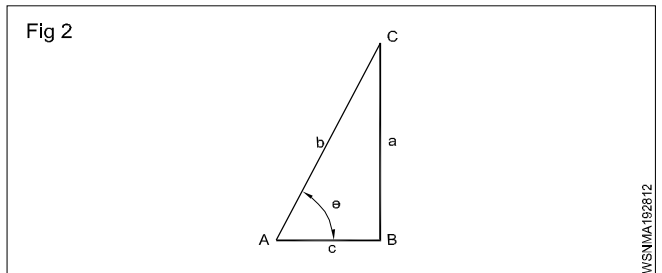
$$= \frac{\text{side BC}}{\text{side AB}} = \tan \theta$$

$$\sin \theta = \frac{1}{\text{cosec } \theta} \text{ or } \text{cosec } \theta = \frac{1}{\sin \theta} \text{ or } \sin \theta \cdot \text{cosec } \theta = 1$$

$$\cos \theta = \frac{1}{\sec \theta} \text{ or } \sec \theta = \frac{1}{\cos \theta} \text{ or } \cos \theta \cdot \sec \theta = 1$$

$$\tan \theta = \frac{1}{\cot \theta} \text{ or } \cot \theta = \frac{1}{\tan \theta} \text{ or } \cot \theta \cdot \tan \theta = 1$$

By pythagoras theorem we have,  $AC^2 = AB^2 + BC^2$



Dividing both sides of the equation by  $AC^2$ , we have

$$\frac{AC^2}{AC^2} = \frac{AB^2}{AC^2} + \frac{BC^2}{AC^2}$$

$$= \left[ \frac{AB}{AC} \right]^2 + \left[ \frac{BC}{AC} \right]^2$$

$$1 = (\cos \theta)^2 + (\sin \theta)^2$$

$$\sin^2 \theta + \cos^2 \theta = 1$$

**Sine, Cosine, Tangent, Cosec, Sec and Cotangent are the six trigonometrical ratios**

$$\tan \theta = \frac{\sin \theta}{\cos \theta} \text{ and } \sin^2 \theta + \cos^2 \theta = 1$$



$$\sin^2 \theta + \cos^2 \theta = 1$$

It can be transformed as

$$\sin^2 \theta = 1 - \cos^2 \theta$$

$$\sin \theta = \sqrt{1 - \cos^2 \theta}$$

$$\text{or } \cos^2 \theta = 1 - \sin^2 \theta$$

$$\cos \theta = \sqrt{1 - \sin^2 \theta}$$

$$\tan \theta = \frac{\sin \theta}{\cos \theta} = \frac{\sqrt{1 - \cos^2 \theta}}{\cos \theta}$$

$$\tan \theta = \frac{\sin \theta}{\sqrt{1 - \sin^2 \theta}}$$

We know  $\sin^2 \theta + \cos^2 \theta = 1$

Dividing both sides by  $\cos^2 \theta$ .

$$\frac{\sin^2 \theta}{\cos^2 \theta} + \frac{\cos^2 \theta}{\cos^2 \theta} = \frac{1}{\cos^2 \theta}$$

$$\text{or } 1 + \tan^2 \theta = \sec^2 \theta$$

Using the same equation

$$\sin^2 \theta + \cos^2 \theta = 1.$$

Dividing both sides by  $\sin^2 \theta$ ,

$$1 + \frac{\cos^2 \theta}{\sin^2 \theta} = \frac{1}{\sin^2 \theta}$$

$$1 + \cot^2 \theta = \operatorname{cosec}^2 \theta$$

$$1 + \tan^2 \theta = \sec^2 \theta$$

### Trigonometrical Tables

Ratio	0°	30°	45°	60°	90°
$\sin \theta$	0	$\frac{1}{2}$	$\frac{1}{\sqrt{2}}$	$\frac{\sqrt{3}}{2}$	1
$\cos \theta$	1	$\frac{\sqrt{3}}{2}$	$\frac{1}{\sqrt{2}}$	$\frac{1}{2}$	0
$\tan \theta$	0	$\frac{1}{\sqrt{3}}$	1	$\sqrt{3}$	$\infty$

**When  $\theta$  increases,**

**Sine value increases;**

**Cosine value decreases;**

**Tangent value increases to more than 1 when the angle is more than 45° ( $\tan 60^\circ = 1.732$ )**

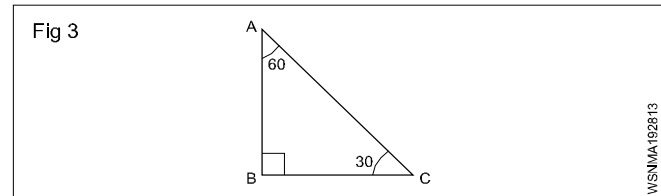
**Sine of an angle = Cosine of its complementary angle**

**Cosine of an angle = Sine of its complementary angle**

### Examples

If  $\sin 30^\circ = \frac{1}{2}$  find the value of  $\sin 60^\circ$

By applying pythagore's theorem



$$BC^2 = AC^2 - AB^2$$

$$BC^2 = 2^2 - 1^2$$

$$= 4 - 1$$

$$= 3$$

$$BC = \sqrt{3}$$

$$\sin 60^\circ = \frac{\sqrt{3}}{2}$$

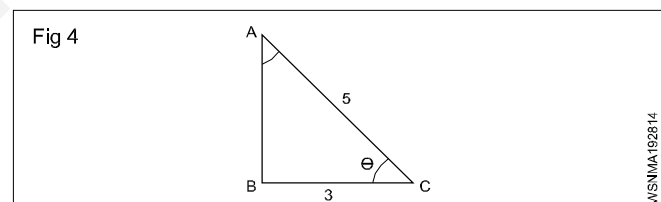
$$\cos \theta = \frac{3}{5} \text{ Find the other trigonometrical ratios}$$

By applying pythagore's theorem

$$AB^2 = AC^2 - BC^2$$

$$= 5^2 - 3^2 = 25 - 9$$

$$= 16$$



$$AB = \sqrt{16} = 4$$

$$\text{Now } \sin \theta = \frac{4}{5}$$

$$\tan \theta = \frac{4}{3}$$

$$\operatorname{Cosec} \theta = \frac{5}{4}$$

$$\sec \theta = \frac{5}{3}$$

$$\cot \theta = \frac{3}{4}$$



## Signs of trigonometrical functions for angles more than 90°

Ratio	90 - θ	90 + θ	180 - θ	180 + θ	270 - θ	270 + θ	360 - θ	- θ
sin	cos	cos	sin	- sin	- cos	- cos	- sin	- sin
cos	sin	- sin	- cos	- cos	- sin	sin	cos	cos
tan	cot	- cot	- tan	tan	cot	- cot	- tan	- tan
cosec	sec	sec	cosec	- cosec	- sec	- sec	- cosec	- cosec
sec	cosec	- cosec	- sec	- sec	- cosec	cosec	sec	sec
cot	tan	- tan	- cot	cot	tan	- tan	- cot	- cot

### Simplify :

$$\begin{aligned}\cot \theta + \tan (180^\circ + \theta) + \tan(90^\circ - \theta) + (\tan 360^\circ - \theta) \\ = \cot \theta + \tan \theta - \cot \theta - \tan \theta \\ = 0\end{aligned}$$

### Simplify :

$$\begin{aligned}\frac{\cos(90^\circ + \theta) \sec(-\theta) \tan(180^\circ - \theta)}{\sec(360^\circ - \theta) \sin(180^\circ + \theta) \cos(90^\circ - \theta)} \\ = \frac{(-\sin \theta) \times (\sec \theta) \times (-\tan \theta)}{(\sec \theta) \times (-\sin \theta) \times (-\sin \theta)} \\ = \frac{\tan \theta}{\sin \theta} = \frac{1}{\cos \theta} = \sec \theta\end{aligned}$$

### simplify:

$$\begin{aligned}\frac{\cos(90^\circ + \theta) \sec(-\theta) \tan(180^\circ - \theta)}{\sec(360^\circ - \theta) \sin(180^\circ + \theta) \cos(90^\circ - \theta)} \\ \cos(90^\circ + \theta) = -\sin \theta \\ \sec(-\theta) = \sec \theta \\ \tan(180^\circ - \theta) = -\tan \theta\end{aligned}$$

$$\sec(360^\circ - \theta) = \sec \theta$$

$$\sin(180^\circ + \theta) = -\sin \theta$$

$$\cot(90^\circ + \theta) = -\tan \theta$$

$$\begin{aligned}\frac{\cos(90^\circ + \theta) \sec(-\theta) \tan(180^\circ - \theta)}{\sec(360^\circ - \theta) \sin(180^\circ + \theta) \cos(90^\circ - \theta)} \\ = \frac{(-\sin \theta)(\sec \theta)(\tan \theta)}{(\sec \theta)(-\sin \theta)(-\tan \theta)} \\ = 1\end{aligned}$$

### Simplify:

$$\begin{aligned}\cot \theta + \tan(180^\circ + \theta) + \tan(90^\circ + \theta) + \tan(360^\circ - \theta) \\ \tan(180^\circ - \theta) = \tan \theta \\ \tan(90^\circ + \theta) = -\cot \theta \\ \tan(360^\circ - \theta) = -\tan \theta \\ \cot \theta + \tan(180^\circ + \theta) + \tan(90^\circ + \theta) + \tan(360^\circ - \theta) \\ \cot \theta + \tan \theta - \cot \theta - \tan \theta = 0\end{aligned}$$

## Assignment

1 Given  $\sin 30^\circ = 1/2$ , find the value of  $\tan 60^\circ$

2 If  $\cos \theta = 4/5$ , find the other ratios

3 If  $\sin A = 3/5$ , find  $\cos \theta$ ,  $\tan \theta$  &  $\sec \theta$

4 If  $\tan \theta = 24/7$ , find  $\sin \theta$  and  $\cos \theta$

5 Find the value of  $\cos \theta$  and  $\tan \theta$ , if  $\sin \theta = 1/2$

6 If  $\cos \theta = 5/13$ , find the value of  $\tan \theta$

7 If  $\sin \theta = 1/2$ , find the value of  $\sin^2 \theta - \cos^2 \theta$

8 What is the value of

$$\frac{\sin^2 30^\circ}{\cos^2 45^\circ} + \frac{\tan 45^\circ}{\sec 60^\circ} - \frac{\sin 60^\circ}{\cot 45^\circ} - \frac{\cos 30^\circ}{\sin 90^\circ}$$

### Simplify :

1  $\tan(90^\circ + A) + (\tan 180^\circ + A) \tan(90^\circ + A)$

2  $\frac{\cos(90^\circ + \theta) \cdot \sec(-\theta) \cdot \tan(180^\circ - \theta)}{\sec(360^\circ + \theta) \cdot \sin(180^\circ + \theta) \cdot \cot(90^\circ + \theta)}$

## Trigonometry - Trigonometrical tables

## Use of trigonometrical tables (Ref: Sin, Cos &amp; Tan Table)

	Minutes from 0 to 4						Mean difference				
Deg.	0'	6'	12'	18'	24'	54'	1'	2'	3'	4'	5'
0				.			.				
1				.			.				
2				.			.				
3				.			.				
.				.			.				
.				.			.				
.				.			.				
26	..	..	..	x	..	..	..	5			
.											
.											
.											
89											

Sine value for  $26^{\circ}-20'$

Refer to Natural sine table.

Degrees column go up to  $26^{\circ}$  down

Minutes column 18' horizontal and under this note the value which is given as 0.4431.

Under mean difference for 2' in the same horizontal line 5 is given. Add this to the extreme right number noted for  $26^{\circ}-18'$ .

$$\text{Sine } 26^{\circ}-20' = 0.4431 + .0005 = 0.4436$$

Cosine value for  $43^{\circ}-41'$

Referring to the Natural cosines table for  $43^{\circ}-36'$  it is given as 0.7242 and the mean difference for 5' minutes is given as 10.

$$\begin{aligned}\cos 43^{\circ}-41' &= \text{value for } \cos 43^{\circ}.36' \\ &\quad - \text{the value given for} \\ \text{mean difference of } 5' &= 0.7242 - 0.0010 \\ &= 0.7232\end{aligned}$$

**When reading sine value add the mean difference value. When reading cosine value subtract the mean difference value.**

## Arrangement

Values of trigonometrical ratios can be taken from mathematical tables.

The left hand vertical column consists of degrees.

The top horizontal column is arranged in minutes in steps of 6' from 0' to 54'. In the extreme right horizontal columns the mean differences are written in minutes from 1' to 5' in steps of 1' to account for angles with minutes between the interval of 6'.

- The values of cosine, cosecant and cotangent decrease when the value of the angle increases.
- For sine, secant and tangent, the value increases when the angle increases.
- The value of sine and cosine will never be more than 1.
- The value of secant and cosecant will never be less than 1.
- The value of Tan and Cot ranges from 0 to  $\infty$ .

## EXAMPLE

From the tables obtain the cosine of  $45^{\circ}-20'$ .

$$\cos 45^{\circ}-18' = 0.7108$$

$$\text{mean difference for } 2' = 0.0004$$

$$\cos 45^{\circ}-20' = 0.7104$$

## SINE TABLE

$$1 \quad \sin 25^{\circ} = 0.4226$$

$$23 \quad \sin 17^{\circ} 5'$$

$$\sin 17^{\circ} = 0.2924$$

$$\text{Difference } 5' = 14$$

$$\sin 17^{\circ} 5' = 0.2938 \quad \text{Ans}$$

$$3 \quad \sin 17^{\circ} 45' 13''$$

$$\sin 17^{\circ} 46' = 0.3051$$

$$\sin 17^{\circ} 45' = 0.3048$$

$$\text{Difference } 1' = 0.0003$$

$$\begin{aligned}
 1'(\text{or}) 60'' &= 0.0003 \\
 13'' &= \frac{0.0003}{60} \times 13 \\
 &= \frac{0.0039}{60} \\
 &= \frac{0.00039}{6} \\
 &= 0.000065
 \end{aligned}$$

$$\sin 17^\circ 45' = 0.3048$$

$$13'' = 0.000065$$

$$\sin 17^\circ 45' 13'' = 0.304865 \quad \text{Ans.}$$

#### 4 $\sin 82^\circ 14' 18''$

$$\sin 82^\circ 15' = 0.9908$$

$$\sin 82^\circ 14' = 0.9908$$

$$\text{Difference } 1' = 0$$

$$1'(\text{or}) 60'' = 0$$

$$\sin 18'' = 0$$

$$\sin 82^\circ 14' = 0.9908$$

$$18'' = 0.0000$$

$$\sin 82^\circ 41' 18'' = 0.9908 \quad \text{Ans.}$$

**Finding the corresponding angles when sine values are given:**

#### 1. $\sin \theta = 0.9925$

$$\theta = 83^\circ$$

#### 2. $\sin \theta = 0.8791$

$$0.8788 = \sin 61^\circ 30'$$

$$0.0003 = 2'$$

$$0.8791 = \sin 61^\circ 32'$$

#### 3. $\sin \theta = 0.68015$

$$0.6794 = \sin 42^\circ 48'$$

$$0.0006 = 3'$$

$$0.6800 = \sin 42^\circ 51'$$

$$0.6803 = \sin 42^\circ 52'$$

$$\text{Difference } 0.0003 = 1' (\text{or}) 60''$$

$$\begin{aligned}
 0.00015 &= \frac{60}{0.0003} \times 0.00015 \\
 &= \frac{60 \times 15}{30} \\
 &= 30''
 \end{aligned}$$

$$0.6800 = \sin 42^\circ 51'$$

$$0.00015 = 30''$$

$$0.68015 = \sin 42^\circ 51' 30''$$

$$\theta = 42^\circ 51' 30''$$

### Calculations involving tapers

**D** - Big diameter of the taper

**d** - small diameter of the taper

**C** - Taper Ratio - 1:x

Fig 1

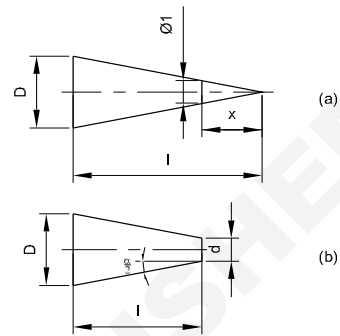


Fig 2

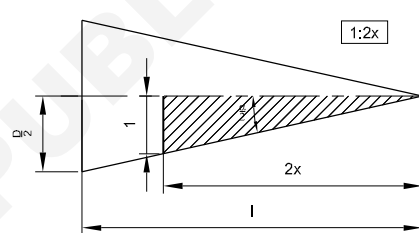
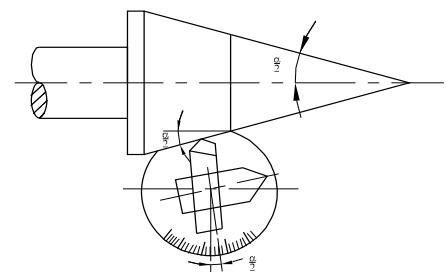


Fig 3



$\frac{C}{2}$  Ratio of inclination - 1:2 x

**l** - length of taper

**a** - included angle of taper

$\frac{\alpha}{2}$  - setting angle

Taper ratio = Ratio of inclination (for wedges).

### Taper ratio

The ratio between the difference in diameter to the length of the taper is known as taper ratio. **D** is the difference in larger diameter shown in the sketch as the small diameter of taper is 0. Taper ratio is  $D : l$ . In the sectioned portion the difference in diameter is 1 and the length of taper is shown as **x**.

$C = D : d = 1 : x$  as per Fig 1 (a),  $C = \frac{D-d}{l}$  as per Fig 1 (b)

### Ratio of inclination

Taking half of the taper,  $\frac{D}{2}$  is the difference in diameter for a taper length of  $l$ , if  $d = 0$ .

$$\therefore \frac{C}{2} = \frac{D}{2l} \quad \text{if the small diameter is 0}$$

$$\text{or } \frac{C}{2} = \frac{D-d}{2l}$$

1 Ratio of inclination =  $\frac{1}{2}$  of the taper ratio.

### Setting angle

One of the methods of turning taper is by swivelling the compound slide to an angle known as setting angle and feeding the tool at an angle to the axis of work.

$$\tan \frac{\alpha}{2} = \frac{C}{2} = \frac{D-d}{2l}$$

$$\tan \frac{\alpha}{2} = \frac{\text{taper ratio}}{2}$$

$$= \frac{\text{difference in diameter}}{2 \times \text{taper length}}$$

NOTE:  $\frac{\alpha}{2}$  is the setting angle which is equal to half of the included angle of the taper.

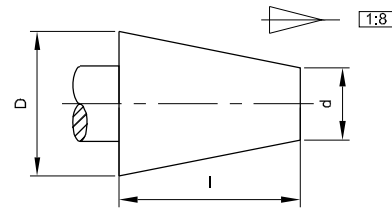
Taper Ratio  $C = 1 : x$  or  $D : l$  or  $(D-d) : l$

Ratio of inclination  $\frac{C}{2} = 1 : 2x = \frac{D}{2} : l$  or  $\left(\frac{D-d}{2}\right) : l$

Setting angle determination is by the formula

$$\tan \frac{\alpha}{2} = \frac{D-d}{2l} = \frac{C}{2}$$

Fig 4



WSNMA192914

### EXAMPLE

A pivot in the form of a frustum of a cone has a taper ratio 1:8. If the small diameter is 30 mm and length of taper is 80 mm, find its large diameter.

$$C = 1:8 = \frac{1}{8}$$

$$\therefore \frac{D-d}{l} = \frac{1}{8}$$

$$\therefore D-d = \frac{1}{8} \times 80 = 10 \text{ mm.}$$

$$D - 30 \text{ mm} = 10 \text{ mm}$$

$$D = 10 \text{ mm} + 30 \text{ mm} = 40 \text{ mm}$$

$$\text{Large diameter } D = 40 \text{ mm}$$

### Cos Table

#### 1 Cos 38°

$$\cos 38^\circ = 0.7880$$

#### 2 Cos 83°12'

$$\cos 83^\circ 12' = 0.1184$$

#### 3 Cos 26°40'

$$\cos 26^\circ 36' = 0.8942$$

$$4' = 5(-)$$

$$\cos 26^\circ 40' = 0.8937$$

#### 4 Cos 31°20'

$$\cos 31^\circ 18' = 0.8545$$

$$2' = 3(-)$$

$$\cos 31^\circ 20' = 0.8542$$

Find the corresponding angles when cos values are given:

$$1 \quad \cos \theta = 0.5150$$

$$\theta = 59^\circ$$

$$2 \quad \cos \theta = 0.0192$$

$$\theta = 88^\circ 54'$$

$$3 \quad \cos \theta = 0.9682$$

$$0.9686 = \cos 14^\circ 24'$$

$$(-) \quad 4 = 5'$$

$$0.9682 = \cos 14^\circ 29'$$

$$\theta = 14^\circ 29'$$

$$4 \cos \theta = 0.8476$$

$$0.8480 = \cos 32^\circ 0'$$

$$(-) 0.0003 = 2'$$

$$0.8477 = \cos 32^\circ 2'$$

$$0.8475 = \cos 32^\circ 3'$$

$$0.0002 = 1' \text{ (or) } \frac{60}{60}$$

$$0.0001 = \frac{0.0002}{0.0002} \times 0.0001$$

$$= \frac{60}{60} \times 1$$

$$= \frac{2}{30''}$$

$$0.8477 = \cos 32^\circ 2'$$

$$(-) 0.0001 = 30'' (+)$$

$$0.8476 = \cos 32^\circ 2' 30''$$

#### tan Table

##### 1 $\tan 35^\circ 37'$

$$\tan 35^\circ 36' = 0.7159$$

$$1' = 0.0004$$

$$\tan 35^\circ 37' = 0.7163$$

##### 2 $\tan 50^\circ 5'$

$$\tan 50^\circ 0' = 1.1918$$

$$5' = 0.0036$$

$$\tan 50^\circ 5' = 1.1954$$

Find the corresponding angles when tan values are given

$$1 \tan \theta = 0.3972$$

$$0.3959 = \tan 21^\circ 36'$$

$$0.0013 = 4'$$

$$0.3972 = \tan 21^\circ 40'$$

$$2 \tan \theta = 1.0065$$

$$1.0035 = \tan 45^\circ 6'$$

$$0.0030 = 5'$$

$$1.0065 = \tan 45^\circ 11'$$

#### Problems Related with Trigonometrical tables

1 A 250 mm Sine bar is used to measure an angle. If the difference in height is 5 cm, find the angle.

$$\sin \theta = \frac{\text{Opp.side}}{\text{Hyp.}} = \frac{h}{l}$$

$$= \frac{5 \text{ cm}}{250 \text{ mm}}$$

$$= \frac{50 \text{ mm}}{250 \text{ mm}}$$

$$= 0.2000$$

$$\theta = 11^\circ 32'$$

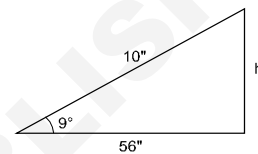
2 Find the height of the slip gauge if a Sine bar with plugs of 10" centre is set up to inspect a taper having an included angle of  $9^\circ 56''$ .

$$\sin \theta = \frac{\text{Opp.side}}{\text{Hyp.}} = \frac{h}{l}$$

$$\sin 9^\circ 56'' = \frac{h}{10}$$

$$\therefore h = 10 \times \sin 9^\circ 56''$$

Fig 5



$$\sin 9^\circ 0'' = 0.1564$$

$$\sin 9^\circ 1'' = 0.1567$$

$$1' \text{ (or) } 60'' = 0.0003$$

$$56'' = \frac{0.0003}{60} \times 56$$

$$= \frac{0.0168}{60}$$

$$= \frac{0.00168}{6}$$

$$= 0.00028$$

$$\sin 9^\circ 0' 00'' = 0.1564$$

$$56'' = 0.00028$$

$$\sin 9^\circ 0' 56'' = 0.15668$$

$$h = 10 \times \sin 9^\circ 56''$$

$$= 10 \times 0.15668$$

$$= 1.5668 \text{ cm}$$

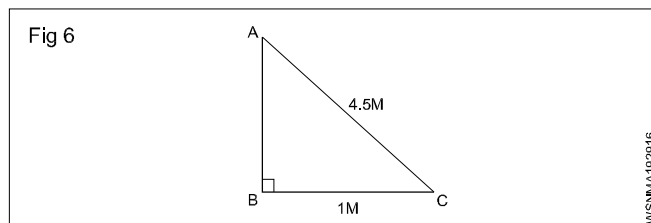
Height of slip gauge = 1.5668"

3 Find the angle which the ladder makes with the ground if the foot of a 4.5 m long ladder is placed at 1 m away from the wall.

In Right angled D

$$\cos C = \frac{BC}{AC}$$

$$\begin{aligned}\cos \theta &= \frac{1 \text{ m}}{4.5 \text{ m}} = 0.2222 \\ \cos &= 0.2222 \\ 0.2233 &= \cos 77^\circ 6' \\ (-) \quad 0.0011 &= \quad \quad \quad 4' (+) \\ \hline 0.2222 &= \cos 77^\circ 10' \\ \hline \theta &= 77^\circ 10'\end{aligned}$$



## Assignment

### I Find the values of the given angles

- 1  $\sin 65^\circ$
- 2  $\sin 42^\circ 23'$
- 3  $\sin 66^\circ 35' 32''$
- 4  $\sin 7^\circ 15' 41''$
- 5  $\sin 27^\circ 27''$
- 6  $\cos 47^\circ 39'$
- 7  $\cos 47^\circ 39'$
- 8  $\cos 79^\circ 31' 53''$
- 9  $\tan 28^\circ 45'$
- 10  $\tan 67^\circ 27' 36''$

### II Find corresponding angles for given values

- 1  $\sin \theta = 0.3062$
- 2  $\sin \theta = 0.6002$
- 3  $\sin \theta = 0.22453$
- 4  $\sin \theta = 0.04802$
- 5  $\cos \theta = 0.6446$

- 6  $\cos \theta = 0.8926$
- 7  $\cos \theta = 0.11773$
- 8  $\cos \theta = 0.21646$
- 9  $\tan \theta = 0.3411$
- 10  $\tan \theta = 2.3868$

### III

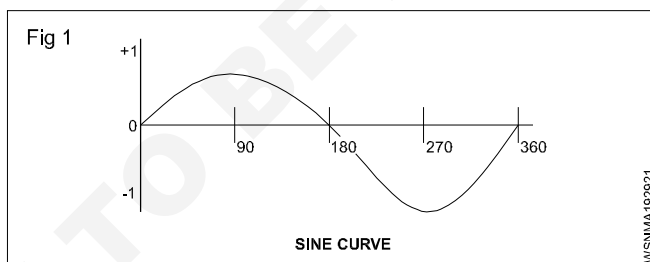
- 1 Calculate its base, if the slant height of a cone is 12.25 cm and the vertex angle is  $110^\circ$ .
- 2 A ladder 2.5 m long makes an angle of  $60^\circ$  with the ground. Find the height of the wall where the ladder touches the wall.
- 3 A sine bar of 200 mm is to be set at an angle of  $15^\circ 15' 3''$ . Select the slip gauge block to built up the required height.
- 4 In a right angled triangle ABC,  $\angle C = 90^\circ$ , If AB = 50 mm and  $\angle B = 75^\circ$ , Find the remaining sides.
- 5 Calculate the required length of the bar for this point if a centre point having an included angle of  $60^\circ$  is to be turned at the end of a 50 mm dia bar.

# Natural Sines

°	0' 0.0°	6' 0.1°	12' 0.2°	18' 0.3°	24' 0.4°	30' 0.5°	36' 0.6°	42' 0.7°	48' 0.8°	54' 0.9°	1'	2'	3'	4'	5'
0	0.0000	0.0017	0.0035	0.0052	0.0070	0.0087	0.0105	0.0122	0.0140	0.0157	3	6	9	12	15
1	0.0175	0.0192	0.0209	0.0227	0.0244	0.0262	0.0279	0.0297	0.0314	0.0332	3	6	9	12	15
2	0.0349	0.0366	0.0384	0.0401	0.0419	0.0436	0.0454	0.0471	0.0488	0.0506	3	6	9	12	15
3	0.0523	0.0541	0.0558	0.0576	0.0593	0.0610	0.0628	0.0645	0.0663	0.0680	3	6	9	12	15
4	0.0698	0.0715	0.0732	0.0750	0.0767	0.0785	0.0802	0.0819	0.0837	0.0854	3	6	9	12	14
5	0.0872	0.0899	0.0906	0.0924	0.0941	0.0958	0.0976	0.0993	0.1011	0.1028	3	6	9	12	14
6	0.1045	0.1063	0.1080	0.1097	0.1115	0.1132	0.1149	0.1167	0.1184	0.1201	3	6	9	12	14
7	0.1219	0.1236	0.1253	0.1271	0.1288	0.1305	0.1323	0.1340	0.1357	0.1374	3	6	9	12	14
8	0.1392	0.1409	0.1426	0.1444	0.1461	0.1478	0.1495	0.1513	0.1530	0.1547	3	6	9	11	14
9	0.1564	0.1582	0.1599	0.1616	0.1633	0.1650	0.1668	0.1685	0.1702	0.1719	3	6	9	11	14
10	0.1736	0.1754	0.1771	0.1788	0.1805	0.1822	0.1840	0.1857	0.1874	0.1891	3	6	9	11	14
11	0.1908	0.1925	0.1942	0.1959	0.1977	0.1994	0.2011	0.2028	0.2045	0.2062	3	6	9	12	14
12	0.2079	0.2096	0.2113	0.2130	0.2147	0.2164	0.2181	0.2198	0.2215	0.2232	3	6	9	11	14
13	0.2250	0.2267	0.2284	0.2300	0.2317	0.2334	0.2351	0.2368	0.2385	0.2402	3	6	8	11	14
14	0.2419	0.2436	0.2453	0.2470	0.2487	0.2504	0.2521	0.2538	0.2554	0.2571	3	6	8	11	14
15	0.2558	0.2605	0.2622	0.2639	0.2656	0.2672	0.2689	0.2706	0.2723	0.2740	3	6	8	11	14
16	0.2756	0.2773	0.2790	0.2807	0.2823	0.2840	0.2857	0.2874	0.2890	0.2907	3	6	8	11	14
17	0.2924	0.2940	0.2957	0.2974	0.2990	0.3007	0.3024	0.3040	0.3057	0.3074	3	6	8	11	14
18	0.3090	0.3107	0.3123	0.3140	0.3156	0.3173	0.3190	0.3206	0.3223	0.3239	3	6	8	11	14
19	0.3256	0.3272	0.3289	0.3305	0.3322	0.3338	0.3355	0.3371	0.3387	0.3404	3	5	8	11	14
20	0.3420	0.3437	0.3453	0.3469	0.3486	0.3502	0.3518	0.3535	0.3551	0.3567	3	5	8	11	14
21	0.3584	0.3600	0.3616	0.3633	0.3649	0.3665	0.3681	0.3697	0.3714	0.3730	3	5	8	11	14
22	0.3746	0.3762	0.3778	0.3795	0.3811	0.3827	0.3843	0.3859	0.3875	0.3891	3	5	8	11	13
23	0.3907	0.3923	0.3939	0.3955	0.3971	0.3987	0.4003	0.4019	0.4035	0.4051	3	5	8	11	13
24	0.4067	0.4083	0.4099	0.4115	0.4131	0.4147	0.4163	0.4179	0.4195	0.4210	3	5	8	11	13
25	0.4226	0.4242	0.4258	0.4274	0.4289	0.4305	0.4321	0.4337	0.4352	0.4368	3	5	8	11	13
26	0.4384	0.4399	0.4415	0.4431	0.4446	0.4462	0.4478	0.4493	0.4509	0.4524	3	5	8	10	13
27	0.4540	0.4555	0.4571	0.4586	0.4602	0.4617	0.4633	0.4648	0.4664	0.4679	3	5	8	10	13
28	0.4695	0.4710	0.4726	0.4741	0.4756	0.4772	0.4787	0.4802	0.4818	0.4833	3	5	8	10	13
29	0.4848	0.4863	0.4879	0.4894	0.4909	0.4924	0.4939	0.4955	0.4970	0.4985	3	5	8	10	13
30	0.500	0.5015	0.5030	0.5045	0.5060	0.5075	0.5090	0.5105	0.5120	0.5135	3	5	8	10	13
31	0.5150	0.5165	0.5180	0.5195	0.5210	0.5225	0.5240	0.5255	0.5270	0.5284	2	5	7	10	12
32	0.5299	0.5314	0.5329	0.5344	0.5358	0.5373	0.5388	0.5402	0.5417	0.5432	2	5	7	10	12
33	0.5446	0.5461	0.5476	0.5490	0.5505	0.5519	0.5534	0.5548	0.5563	0.5577	2	5	7	10	12
34	0.5592	0.5606	0.5621	0.5635	0.5650	0.5664	0.5678	0.5693	0.5707	0.5721	2	5	7	10	12
35	0.5736	0.5750	0.5764	0.5779	0.5793	0.5807	0.5821	0.5835	0.5850	0.5864	2	5	7	9	12
36	0.5878	0.5892	0.5906	0.5920	0.5934	0.5948	0.5962	0.5976	0.5990	0.6004	2	5	7	9	12
37	0.6018	0.6032	0.6046	0.6060	0.6074	0.6088	0.6101	0.6115	0.6129	0.6143	2	5	7	9	12
38	0.6157	0.6170	0.6184	0.6198	0.6211	0.6225	0.6239	0.6252	0.6266	0.6280	2	5	7	9	11
39	0.6293	0.6307	0.6320	0.6334	0.6347	0.6361	0.6374	0.6388	0.6401	0.6414	2	4	7	9	11
40	0.6428	0.6441	0.6455	0.6468	0.6481	0.6494	0.6508	0.6521	0.6534	0.6547	2	4	7	9	11
41	0.6561	0.6574	0.6587	0.6600	0.6613	0.6626	0.6639	0.6652	0.6665	0.6678	2	4	7	9	11
42	0.6691	0.6704	0.6717	0.6730	0.6743	0.6756	0.6769	0.6782	0.6794	0.6807	2	4	6	9	11
43	0.6820	0.6833	0.6845	0.6858	0.6871	0.6884	0.6896	0.6909	0.6921	0.6934	2	4	6	8	11
44	0.6947	0.6959	0.6972	0.6984	0.6997	0.7009	0.7022	0.7034	0.7046	0.7059	2	4	6	8	10
45	0.7071	0.7083	0.7096	0.7108	0.7120	0.7133	0.7145	0.7157	0.7169	0.7181	2	4	6	8	10
46	0.7193	0.7206	0.7218	0.7230	0.7242	0.7254	0.7266	0.7278	0.7290	0.7302	2	4	6	8	10
47	0.7314	0.7325	0.7337	0.7349	0.7361	0.7373	0.7385	0.7396	0.7408	0.7420	2	4	6	8	10
48	0.7431	0.7443	0.7455	0.7466	0.7478	0.7490	0.7501	0.7513	0.7524	0.7536	2	4	6	8	10
49	0.7547	0.7558	0.7570	0.7581	0.7593	0.7604	0.7615	0.7627	0.7638	0.7649	2	4	6	8	9
50	0.7660	0.7672	0.7683	0.7694	0.7705	0.7716	0.7727	0.7738	0.7749	0.7760	2	4	6	7	9
51	0.7771	0.7782	0.7793	0.7804	0.7815	0.7826	0.7837	0.7848	0.7859	0.7869	2	4	5	7	9
52	0.7880	0.7891	0.7902	0.7912	0.7923	0.7934	0.7944	0.7955	0.7965	0.7976	2	4	5	7	9
53	0.7986	0.7997	0.8007	0.8018	0.8028	0.8039	0.8049	0.8059	0.8070	0.8080	2	3	5	7	9
54	0.8090	0.8100	0.8111	0.8121	0.8131	0.8141	0.8151	0.8161	0.8171	0.8181	2	3	5	7	8
55	0.8192	0.8202	0.8211	0.8221	0.8231	0.8241	0.8251	0.8261	0.8271	0.8281	2	3	5	7	8
56	0.8290	0.8300	0.8310	0.8320	0.8329	0.8339	0.8348	0.8358	0.8368	0.8377	2	3	5	6	8
57	0.8387	0.8396	0.8406	0.8415	0.8425	0.8434	0.8443	0.8453	0.8462	0.8471	2	3	5	6	8
58	0.8480	0.8490	0.8499	0.8508	0.8517	0.8526	0.8536	0.8545	0.8554	0.8563	2	3	5	6	8
59	0.8572	0.8581	0.8590	0.8599	0.8607	0.8616	0.8625	0.8634	0.8643	0.8652	1	3	4	6	7

## Natural Sines

°	0'	6'	12'	18'	24'	30'	36'	42'	48'	54'	1'	2'	3'	4'	5'
0.0°	0.1°	0.2°	0.3°	0.4°	0.5°	0.6°	0.7°	0.8°	0.9°						
60	0.8660	0.8669	0.8678	0.8686	0.8695	0.8704	0.8712	0.8721	0.8729	0.8738	1	3	4	6	7
61	0.8746	0.8755	0.8763	0.8771	0.8780	0.8788	0.8796	0.8805	0.8813	0.8821	1	3	4	6	7
62	0.8829	0.8838	0.8846	0.8854	0.8862	0.8870	0.8878	0.8886	0.8894	0.8902	1	3	4	5	7
63	0.8910	0.8918	0.8926	0.8934	0.8942	0.8949	0.8957	0.8965	0.8973	0.8980	1	3	4	5	6
64	0.8988	0.8996	0.9003	0.9011	0.9018	0.9026	0.9033	0.9041	0.9048	0.9056	1	3	4	5	6
65	0.9063	0.9070	0.9078	0.9085	0.9092	0.9100	0.9107	0.9114	0.9121	0.9128	1	2	4	5	6
66	0.9135	0.9143	0.9150	0.9157	0.9164	0.9171	0.9178	0.9184	0.9191	0.9198	1	2	3	5	6
67	0.9205	0.9212	0.9219	0.9225	0.9232	0.9239	0.9245	0.9252	0.9259	0.9265	1	2	3	4	6
68	0.9272	0.9278	0.9285	0.9291	0.9298	0.9304	0.9311	0.9317	0.9323	0.9330	1	2	3	4	5
69	0.9336	0.9342	0.9348	0.9354	0.9361	0.9367	0.9373	0.9379	0.9385	0.9391	1	2	3	4	5
70	0.9397	0.9403	0.9409	0.9415	0.9421	0.9426	0.9432	0.9438	0.9444	0.9449	1	2	3	4	5
71	0.9455	0.9461	0.9466	0.9472	0.9478	0.9483	0.9489	0.9494	0.9500	0.9505	1	2	3	4	5
72	0.9511	0.9516	0.9521	0.9527	0.9532	0.9537	0.9542	0.9548	0.9553	0.9558	1	2	3	3	4
73	0.9563	0.9568	0.9573	0.9578	0.9583	0.9588	0.9593	0.9598	0.9603	0.9608	1	2	2	3	4
74	0.9613	0.9617	0.9622	0.9627	0.9632	0.9636	0.9641	0.9646	0.9650	0.9655	1	2	2	3	4
75	0.9659	0.9664	0.9668	0.9673	0.9677	0.9681	0.9686	0.9690	0.9694	0.9699	1	1	2	3	4
76	0.9703	0.9707	0.9711	0.9715	0.9720	0.9724	0.9728	0.9732	0.9736	0.9740	1	1	2	3	3
77	0.9744	0.9748	0.9751	0.9755	0.9759	0.9763	0.9767	0.9770	0.9774	0.9778	1	1	2	2	3
78	0.9781	0.9785	0.9789	0.9792	0.9796	0.9799	0.9803	0.9806	0.9810	0.9813	1	1	2	2	3
79	0.9816	0.9820	0.9823	0.9826	0.9829	0.9833	0.9836	0.9839	0.9842	0.9845	1	1	2	2	3
80	0.9848	0.9851	0.9854	0.9857	0.9860	0.9863	0.9866	0.9869	0.9871	0.9874	0	1	1	2	2
81	0.9877	0.9880	0.9882	0.9885	0.9888	0.9890	0.9893	0.9895	0.9898	0.9900	0	1	1	2	2
82	0.9903	0.9905	0.9907	0.9910	0.9912	0.9914	0.9917	0.9919	0.9921	0.9923	0	1	1	1	2
83	0.9925	0.9928	0.9930	0.9932	0.9934	0.9936	0.9938	0.9940	0.9942	0.9943	0	1	1	1	2
84	0.9945	0.9947	0.9949	0.9951	0.9952	0.9954	0.9956	0.9957	0.9959	0.9960	0	1	1	1	1
85	0.9962	0.9963	0.9965	0.9966	0.9968	0.9969	0.9971	0.9972	0.9973	0.9974	0	0	1	1	1
86	0.9976	0.9977	0.9978	0.9979	0.9980	0.9981	0.9982	0.9983	0.9984	0.9985	0	0	1	1	1
87	0.9986	0.9987	0.9988	0.9989	0.9990	0.9990	0.9991	0.9992	0.9993	0.9993	0	0	0	1	1
88	0.9994	0.9995	0.9995	0.9996	0.9996	0.9997	0.9997	0.9997	0.9998	0.9998	0	0	0	0	0
89	0.9998	0.9999	0.9999	0.9999	0.9999	1.0000	1.0000	1.0000	1.0000	1.0000	0	0	0	0	0
90	1.0000														



Quadrant	Angle	$\sin A =$	Examples
First	0 to 90°	$\sin A$	$\sin 34^\circ 38' = 0.5683$
Second	90° to 180°	$\sin(180^\circ - A)$	$\sin 145^\circ 22' = \sin(180^\circ - 145^\circ 22')$ $= \sin 34^\circ 38' = 0.5683$
Third	180° to 270°	$-\sin(A - 180^\circ)$	$\sin 214^\circ 38' = -\sin(214^\circ 38' - 180^\circ)$ $= -\sin 34^\circ 38' = -0.5683$
Fourth	270° to 360°	$-\sin(360^\circ - A)$	$\sin 325^\circ 22' = -\sin(360^\circ - 325^\circ 22')$ $= -\sin 34^\circ 38' = -0.5683$



# Natural Cosines

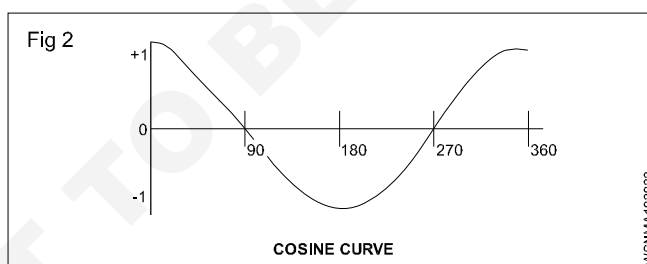
Numbers in different columns to be subtracted, not added

°	0' 0.0°	6' 0.1°	12' 0.2°	18' 0.3°	24' 0.4°	30' 0.5°	36' 0.6°	42' 0.7°	48' 0.8°	54' 0.9°	1'	2'	3'	4'	5'
0	1.0000	1.0000	1.0000	1.0000	1.0000	1.0000	0.9999	0.9999	0.9999	0.9999	0	0	0	0	0
1	0.9998	0.9998	0.9998	0.9997	0.9997	0.9997	0.9996	0.9996	0.9995	0.9995	0	0	0	0	0
2	0.9994	0.9993	0.9993	0.9992	0.9991	0.9990	0.9990	0.9989	0.9988	0.9987	0	0	0	1	1
3	0.9986	0.9985	0.9984	0.9983	0.9982	0.9981	0.9980	0.9979	0.9978	0.9977	0	0	1	1	1
4	0.9976	0.9974	0.9973	0.9972	0.9971	0.9969	0.9968	0.9966	0.9965	0.9963	0	0	1	1	1
5	0.9962	0.9960	0.9959	0.9957	0.9956	0.9954	0.9952	0.9951	0.9949	0.9947	0	1	1	1	1
6	0.9945	0.9943	0.9942	0.9940	0.9938	0.9936	0.9934	0.9932	0.9930	0.9928	0	1	1	1	2
7	0.9925	0.9923	0.9921	0.9919	0.9917	0.9914	0.9912	0.9910	0.9907	0.9905	0	1	1	1	2
8	0.9903	0.9900	0.9898	0.9895	0.9893	0.9890	0.9888	0.9885	0.9882	0.9880	0	1	1	2	2
9	0.9877	0.9874	0.9871	0.9869	0.9866	0.9863	0.9860	0.9857	0.9854	0.9851	0	1	1	2	2
10	0.9848	0.9845	0.9842	0.9839	0.9836	0.9833	0.9829	0.9826	0.9823	0.9820	1	1	2	2	3
11	0.9816	0.9813	0.9810	0.9806	0.9803	0.9799	0.9796	0.9792	0.9789	0.9785	1	1	2	2	3
12	0.9781	0.9778	0.9774	0.9770	0.9767	0.9763	0.9759	0.9755	0.9751	0.9748	1	1	2	2	3
13	0.9744	0.9740	0.9736	0.9732	0.9728	0.9724	0.9720	0.9715	0.9711	0.9707	1	1	2	3	3
14	0.9703	0.9699	0.9694	0.9690	0.9686	0.9681	0.9677	0.9673	0.9668	0.9664	1	1	2	3	4
15	0.9659	0.9655	0.9650	0.9646	0.9641	0.9636	0.9632	0.9627	0.9622	0.9617	1	2	2	3	4
16	0.9613	0.9608	0.9603	0.9598	0.9593	0.9588	0.9583	0.9578	0.9573	0.9568	1	2	2	3	4
17	0.9563	0.9558	0.9553	0.9548	0.9542	0.9537	0.9532	0.9527	0.9521	0.9516	1	2	3	3	4
18	0.9511	0.9505	0.9500	0.9494	0.9489	0.9483	0.9478	0.9472	0.9466	0.9461	1	2	3	4	5
19	0.9455	0.9449	0.9444	0.9438	0.9432	0.9426	0.9421	0.9415	0.9409	0.9403	1	2	3	4	5
20	0.9397	0.9391	0.9385	0.9379	0.9373	0.9367	0.9361	0.9354	0.9348	0.9342	1	2	3	4	5
21	0.9336	0.9330	0.9323	0.9317	0.9311	0.9304	0.9298	0.9291	0.9285	0.9278	1	2	3	4	5
22	0.9272	0.9265	0.9259	0.9252	0.9245	0.9239	0.9232	0.9225	0.9219	0.9212	1	2	3	4	6
23	0.9205	0.9198	0.9191	0.9184	0.9178	0.9171	0.9164	0.9157	0.9150	0.9143	1	2	3	5	6
24	0.9135	0.9128	0.9121	0.9114	0.9107	0.9100	0.9092	0.9085	0.9078	0.9070	1	2	4	5	6
25	0.9063	0.9056	0.9048	0.9041	0.9033	0.9026	0.9018	0.9011	0.9003	0.8996	1	3	4	5	6
26	0.8988	0.8980	0.8973	0.8965	0.8957	0.8949	0.8942	0.8934	0.8926	0.8918	1	3	4	5	6
27	0.8910	0.8902	0.8894	0.8886	0.8878	0.8870	0.8862	0.8854	0.8846	0.8838	1	3	4	5	7
28	0.8829	0.8821	0.8813	0.8805	0.8796	0.8788	0.8780	0.8771	0.8763	0.8755	1	3	4	6	7
29	0.8746	0.8738	0.8729	0.8721	0.8712	0.8704	0.8695	0.8686	0.8678	0.8669	1	3	4	6	7
30	0.8660	0.8652	0.8643	0.8634	0.8625	0.8616	0.8607	0.8599	0.8590	0.8581	1	3	4	6	7
31	0.8572	0.8563	0.8554	0.8545	0.8536	0.8526	0.8517	0.8508	0.8499	0.8490	2	3	5	6	8
32	0.8480	0.8471	0.8462	0.8453	0.8443	0.8434	0.8425	0.8415	0.8406	0.8396	2	3	5	6	8
33	0.8387	0.8377	0.8368	0.8358	0.8348	0.8339	0.8329	0.8320	0.8310	0.8300	2	3	5	6	8
34	0.8290	0.8281	0.8271	0.8261	0.8251	0.8241	0.8231	0.8221	0.8211	0.8202	2	3	5	7	8
35	0.8192	0.8181	0.8171	0.8161	0.8151	0.8141	0.8131	0.8121	0.8111	0.8100	2	3	5	7	8
36	0.8090	0.8080	0.8070	0.8059	0.8049	0.8039	0.8028	0.8018	0.8007	0.7997	2	3	5	7	9
37	0.7986	0.7976	0.7965	0.7955	0.7944	0.7934	0.7923	0.7912	0.7902	0.7891	2	4	5	7	9
38	0.7880	0.7869	0.7859	0.7848	0.7837	0.7826	0.7815	0.7804	0.7793	0.7782	2	4	5	7	9
39	0.7771	0.7760	0.7749	0.7738	0.7727	0.7716	0.7705	0.7694	0.7683	0.7672	2	4	6	7	9
40	0.7660	0.7649	0.7638	0.7627	0.7615	0.7604	0.7593	0.7581	0.7570	0.7559	2	4	6	8	9
41	0.7547	0.7536	0.7524	0.7513	0.7501	0.7490	0.7478	0.7466	0.7455	0.7443	2	4	6	8	10
42	0.7431	0.7420	0.7408	0.7396	0.7385	0.7373	0.7361	0.7349	0.7337	0.7325	2	4	6	8	10
43	0.7314	0.7302	0.7290	0.7278	0.7266	0.7254	0.7242	0.7230	0.7218	0.7206	2	4	6	8	10
44	0.7193	0.7181	0.7169	0.7157	0.7145	0.7133	0.7120	0.7108	0.7096	0.7083	2	4	6	8	10
45	0.7071	0.7059	0.7046	0.7034	0.7022	0.7009	0.6997	0.6984	0.6972	0.6959	2	4	6	8	10
46	0.6947	0.6934	0.6921	0.6909	0.6896	0.6884	0.6871	0.6858	0.6845	0.6833	2	4	6	8	11
47	0.6820	0.6807	0.6794	0.6782	0.6769	0.6756	0.6743	0.6730	0.6717	0.6704	2	4	6	9	11
48	0.6691	0.6678	0.6665	0.6652	0.6639	0.6626	0.6613	0.6600	0.6587	0.6574	2	4	7	9	11
49	0.6561	0.6547	0.6534	0.6521	0.6508	0.6494	0.6481	0.6468	0.6455	0.6441	2	4	7	9	11
50	0.6428	0.6414	0.6401	0.6388	0.6374	0.6361	0.6347	0.6334	0.6320	0.6307	2	4	7	9	11
51	0.6293	0.6280	0.6266	0.6252	0.6239	0.6225	0.6211	0.6198	0.6184	0.6170	2	5	7	9	11
52	0.6157	0.6143	0.6129	0.6115	0.6101	0.6088	0.6074	0.6060	0.6046	0.6032	2	5	7	9	12
53	0.6018	0.6004	0.5990	0.5976	0.5962	0.5948	0.5934	0.5920	0.5906	0.5892	2	5	7	9	12
54	0.5878	0.5864	0.5850	0.5835	0.5821	0.5807	0.5793	0.5779	0.5764	0.5750	2	5	7	9	12
55	0.5736	0.5721	0.5707	0.5693	0.5678	0.5664	0.5650	0.5635	0.5621	0.5606	2	5	7	10	12
56	0.5592	0.5577	0.5563	0.5548	0.5534	0.5519	0.5505	0.5490	0.5476	0.5461	2	5	7	10	12
57	0.5446	0.5432	0.5417	0.5402	0.5388	0.5373	0.5358	0.5344	0.5329	0.5314	2	5	7	10	12
58	0.5299	0.5284	0.5270	0.5255	0.5240	0.5225	0.5210	0.5195	0.5180	0.5165	2	5	7	10	12
59	0.5150	0.5135	0.5120	0.5105	0.5090	0.5075	0.5060	0.5045	0.5030	0.5015	3	5	8	10	13

## Natural Cosines

Numbers in different columns to be subtracted, not added

°	0'	6'	12'	18'	24'	30'	36'	42'	48'	54'	1'	2'	3'	4'	5'
	0.0°	0.1°	0.2°	0.3°	0.4°	0.5°	0.6°	0.7°	0.8°	0.9°					
60	0.5000	0.4985	0.4970	0.4955	0.4939	0.4924	0.4909	0.4894	0.4879	0.4863	3	5	8	10	13
61	0.4848	0.4833	0.4818	0.4802	0.4787	0.4772	0.4756	0.4741	0.4726	0.4710	3	5	8	10	13
62	0.4695	0.4679	0.4664	0.4648	0.4633	0.4617	0.4602	0.4586	0.4571	0.4555	3	5	8	10	13
63	0.4540	0.4524	0.4509	0.4493	0.4478	0.4462	0.4446	0.4431	0.4415	0.4399	3	5	8	10	13
64	0.4384	0.4368	0.4352	0.4337	0.4321	0.4305	0.4289	0.4274	0.4258	0.4242	3	5	8	11	13
65	0.4226	0.4210	0.4195	0.4179	0.4163	0.4147	0.4131	0.4115	0.4099	0.4083	3	5	8	11	13
66	0.4067	0.4051	0.4035	0.4019	0.4003	0.3987	0.3971	0.3955	0.3939	0.3923	3	5	8	11	13
67	0.3907	0.3891	0.3875	0.3859	0.3843	0.3827	0.3811	0.3795	0.3778	0.3762	3	5	8	11	13
68	0.3746	0.3730	0.3714	0.3697	0.3681	0.3665	0.3649	0.3633	0.3616	0.3600	3	5	8	11	14
69	0.3584	0.3567	0.3551	0.3535	0.3518	0.3502	0.3486	0.3469	0.3453	0.3437	3	5	8	11	14
70	0.3420	0.3404	0.3387	0.3371	0.3355	0.3338	0.3322	0.3305	0.3289	0.3272	3	5	8	11	14
71	0.3256	0.3239	0.3223	0.3206	0.3190	0.3173	0.3156	0.3140	0.3123	0.3107	3	6	8	11	14
72	0.3090	0.3074	0.3057	0.3040	0.3024	0.3007	0.2990	0.2974	0.2957	0.2940	3	6	8	11	14
73	0.2924	0.2907	0.2890	0.2874	0.2857	0.2840	0.2823	0.2807	0.2790	0.2773	3	6	8	11	14
74	0.2756	0.2740	0.2723	0.2706	0.2689	0.2672	0.2656	0.2639	0.2622	0.2605	3	6	8	11	14
75	0.2588	0.2571	0.2554	0.2538	0.2521	0.2504	0.2487	0.2470	0.2453	0.2436	3	6	8	11	14
76	0.2419	0.2402	0.2385	0.2368	0.2351	0.2334	0.2317	0.2300	0.2284	0.2267	3	6	8	11	14
77	0.2250	0.2233	0.2215	0.2198	0.2181	0.2164	0.2147	0.2130	0.2113	0.2096	3	6	9	11	14
78	0.2079	0.2062	0.2045	0.2028	0.2011	0.1994	0.1977	0.1959	0.1942	0.1925	3	6	9	11	14
79	0.1908	0.1891	0.1874	0.1857	0.1840	0.1822	0.1805	0.1788	0.1771	0.1754	3	6	9	11	14
80	0.1736	0.1719	0.1702	0.1685	0.1668	0.1650	0.1633	0.1616	0.1599	0.1582	3	6	9	11	14
81	0.1564	0.1547	0.1530	0.1513	0.1495	0.1478	0.1461	0.1444	0.1426	0.1409	3	6	9	11	14
82	0.1392	0.1374	0.1357	0.1340	0.1323	0.1305	0.1288	0.1271	0.1253	0.1236	3	6	9	12	14
83	0.1219	0.1201	0.1184	0.1167	0.1149	0.1132	0.1115	0.1097	0.1080	0.1063	3	6	9	12	14
84	0.1045	0.1028	0.1011	0.0993	0.0976	0.0958	0.0941	0.0924	0.0906	0.0889	3	6	9	12	14
85	0.0872	0.0854	0.0837	0.0819	0.0802	0.0785	0.0767	0.0750	0.0732	0.0715	3	6	9	12	14
86	0.0698	0.0680	0.0663	0.0645	0.0628	0.0610	0.0593	0.0576	0.0558	0.0541	3	6	9	12	15
87	0.0523	0.0506	0.0488	0.0471	0.0454	0.0436	0.0419	0.0401	0.0384	0.0366	3	6	9	12	15
88	0.0349	0.0332	0.0314	0.0297	0.0279	0.0262	0.0244	0.0227	0.0209	0.0192	3	6	9	12	15
89	0.0175	0.0157	0.0140	0.0122	0.0105	0.0087	0.0070	0.0052	0.0035	0.0017	3	6	9	12	15
90	0.0000														



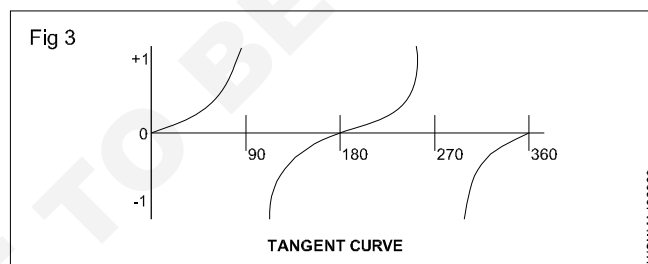
Quadrant	Angle	cos A =	Examples
First	0 to 90°	cos A	cos 33°26' = 0.8345
Second	90° to 180°	-cos(180° - A)	sin 146°34' = -cos(180° - 146°34') = -cos 33°26' = -0.8345
Third	180° to 270°	cos(A - 180°)	cos 213°26' = -cos(213°26' - 180°) = -cos 33°26' = -0.8345
Fourth	270° to 360°	cos(360° - A)	cos 326°34' = cos(360° - 326°34') = cos 33°26' = 0.8345

# Natural Tangents

°	0'	6'	12'	18'	24'	30'	36'	42'	48'	54'	1'	2'	3'	4'	5'
0.0°	0.1°	0.2°	0.3°	0.4°	0.5°	0.6°	0.7°	0.8°	0.9°						
0	0.0000	0.0017	0.0035	0.0052	0.0070	0.0087	0.0105	0.0122	0.0140	0.0157	3	6	9	12	15
1	0.0175	0.0192	0.0209	0.0227	0.0244	0.0262	0.0279	0.0297	0.0314	0.0332	3	6	9	12	15
2	0.0349	0.0367	0.0384	0.0402	0.0419	0.0437	0.0454	0.0472	0.0489	0.0507	3	6	9	12	15
3	0.0524	0.0542	0.0559	0.0577	0.0594	0.0612	0.0629	0.0647	0.0664	0.0682	3	6	9	12	15
4	0.0699	0.0717	0.0734	0.0752	0.0769	0.0787	0.0805	0.0822	0.0840	0.0857	3	6	9	12	15
5	0.0875	0.0892	0.0910	0.0928	0.0945	0.0963	0.0981	0.0998	0.1016	0.1033	3	6	9	12	15
6	0.1051	0.1069	0.1086	0.1104	0.1122	0.1139	0.1157	0.1175	0.1192	0.1210	3	6	9	12	15
7	0.1228	0.1246	0.1263	0.1281	0.1299	0.1317	0.1334	0.1352	0.1370	0.1388	3	6	9	12	15
8	0.1405	0.1423	0.1441	0.1459	0.1477	0.1495	0.1512	0.1530	0.1548	0.1566	3	6	9	12	15
9	0.1584	0.1602	0.1620	0.1638	0.1655	0.1673	0.1691	0.1709	0.1727	0.1745	3	6	9	12	15
10	0.1763	0.1781	0.1799	0.1817	0.1835	0.1853	0.1871	0.1890	0.1908	0.1926	3	6	9	12	15
11	0.1944	0.1962	0.1980	0.1998	0.2016	0.2035	0.2053	0.2071	0.2089	0.2107	3	6	9	12	15
12	0.2126	0.2144	0.2162	0.2180	0.2199	0.2217	0.2235	0.2254	0.2272	0.2290	3	6	9	12	15
13	0.2309	0.2327	0.2345	0.2364	0.2382	0.2401	0.2419	0.2438	0.2456	0.2475	3	6	9	12	15
14	0.2493	0.2512	0.2530	0.2549	0.2568	0.2586	0.2605	0.2623	0.2642	0.2661	3	6	9	12	16
15	0.2679	0.2698	0.2717	0.2736	0.2754	0.2773	0.2792	0.2811	0.2830	0.2849	3	6	9	13	16
16	0.2867	0.2886	0.2905	0.2924	0.2943	0.2962	0.2981	0.3000	0.3019	0.3038	3	6	9	13	16
17	0.3057	0.3076	0.3096	0.3115	0.3134	0.3153	0.3172	0.3191	0.3211	0.3230	3	6	10	13	16
18	0.3249	0.3269	0.3288	0.3307	0.3327	0.3346	0.3365	0.3385	0.3404	0.3424	3	6	10	13	16
19	0.3443	0.3463	0.3482	0.3502	0.3522	0.3541	0.3561	0.3581	0.3600	0.3620	3	7	10	13	16
20	0.3640	0.3659	0.3679	0.3699	0.3719	0.3739	0.3759	0.3779	0.3799	0.3819	3	7	10	13	17
21	0.3839	0.3859	0.3879	0.3899	0.3919	0.3939	0.3959	0.3979	0.4000	0.4020	3	7	10	13	17
22	0.4040	0.4061	0.4081	0.4101	0.4122	0.4142	0.4163	0.4183	0.4204	0.4224	3	7	10	14	17
23	0.4245	0.4265	0.4286	0.4307	0.4327	0.4348	0.4369	0.4390	0.4411	0.4431	3	7	10	14	17
24	0.4452	0.4473	0.4494	0.4515	0.4536	0.4557	0.4578	0.4599	0.4621	0.4642	4	7	11	14	18
25	0.4663	0.4684	0.4706	0.4727	0.4748	0.4770	0.4791	0.4813	0.4834	0.4856	4	7	11	14	18
26	0.4877	0.4899	0.4921	0.4942	0.4964	0.4986	0.5008	0.5029	0.5051	0.5073	4	7	11	15	18
27	0.5095	0.5117	0.5139	0.5161	0.5184	0.5206	0.5228	0.5250	0.5272	0.5295	4	7	11	15	18
28	0.5317	0.5340	0.5362	0.5384	0.5407	0.5430	0.5452	0.5475	0.5498	0.5520	4	8	11	15	19
29	0.5543	0.5566	0.5589	0.5612	0.5635	0.5658	0.5681	0.5704	0.5727	0.5750	4	8	12	15	19
30	0.5774	0.5797	0.5820	0.5844	0.5867	0.5890	0.5914	0.5938	0.5961	0.5985	4	8	12	16	20
31	0.6009	0.6032	0.6056	0.6080	0.6104	0.6128	0.6152	0.6176	0.6200	0.6224	4	8	12	16	20
32	0.6249	0.6273	0.6297	0.6322	0.6346	0.6371	0.6395	0.6420	0.6445	0.6469	4	8	12	16	20
33	0.6494	0.6519	0.6544	0.6569	0.6594	0.6619	0.6644	0.6669	0.6694	0.6720	4	8	13	17	21
34	0.6745	0.6771	0.6796	0.6822	0.6847	0.6873	0.6899	0.6924	0.6950	0.6976	4	9	13	17	21
35	0.7002	0.7028	0.7054	0.7080	0.7107	0.7133	0.7159	0.7186	0.7212	0.7239	4	9	13	17	22
36	0.7265	0.7292	0.7319	0.7346	0.7373	0.7400	0.7427	0.7454	0.7481	0.7508	5	9	14	18	23
37	0.7536	0.7563	0.7590	0.7618	0.7646	0.7673	0.7701	0.7729	0.7757	0.7785	5	9	14	18	23
38	0.7813	0.7841	0.7869	0.7898	0.7926	0.7954	0.7983	0.8012	0.8040	0.8069	5	9	14	19	24
39	0.8098	0.8127	0.8156	0.8185	0.8214	0.8243	0.8273	0.8302	0.8332	0.8361	5	10	15	20	24
40	0.8391	0.8421	0.8451	0.8481	0.8511	0.8541	0.8571	0.8601	0.8632	0.8662	5	10	15	20	25
41	0.8693	0.8724	0.8754	0.8785	0.8816	0.8847	0.8878	0.8910	0.8941	0.8972	5	10	16	21	26
42	0.9004	0.9036	0.9067	0.9099	0.9131	0.9163	0.9195	0.9228	0.9260	0.9293	5	11	16	21	27
43	0.9325	0.9358	0.9391	0.9424	0.9457	0.9490	0.9523	0.9556	0.9590	0.9623	6	11	17	22	28
44	0.9657	0.9691	0.9725	0.9759	0.9793	0.9827	0.9861	0.9896	0.9930	0.9965	6	11	17	23	28
45	1.0000	1.0035	1.0070	1.0105	1.0141	1.0176	1.0212	1.0247	1.0283	1.0319	6	12	18	24	30
46	1.0355	1.0392	1.0428	1.0464	1.0501	1.0538	1.0575	1.0612	1.0649	1.0686	6	12	18	25	31
47	1.0724	1.0761	1.0799	1.0837	1.0875	1.0913	1.0951	1.0990	1.1028	1.1067	6	13	19	25	32
48	1.1106	1.1145	1.1184	1.1224	1.1263	1.1303	1.1343	1.1383	1.1423	1.1463	7	13	20	27	33
49	1.1504	1.1544	1.1585	1.1626	1.1667	1.1708	1.1750	1.1792	1.1833	1.1875	7	14	21	28	34
50	1.1918	1.1960	1.2002	1.2045	1.2088	1.2131	1.2174	1.2218	1.2261	1.2305	7	14	22	29	36
51	1.2349	1.2393	1.2437	1.2482	1.2527	1.2572	1.2617	1.2662	1.2708	1.2753	8	15	23	30	38
52	1.2799	1.2846	1.2892	1.2938	1.2985	1.3032	1.3079	1.3127	1.3175	1.3223	8	16	24	31	39
53	1.3270	1.3319	1.3367	1.3416	1.3465	1.3514	1.3564	1.3613	1.3663	1.3713	8	16	25	33	41
54	1.3764	1.3814	1.3865	1.3916	1.3968	1.4019	1.4071	1.4124	1.4176	1.4229	9	17	26	34	43
55	1.4281	1.4335	1.4388	1.4442	1.4496	1.4550	1.4605	1.4659	1.4715	1.4770	9	18	27	36	45
56	1.4826	1.4882	1.4938	1.4994	1.5051	1.5108	1.5166	1.5224	1.5282	1.5340	10	19	29	38	48
57	1.5399	1.5458	1.5517	1.5577	1.5637	1.5697	1.5757	1.5818	1.5880	1.5941	10	20	30	40	50
58	1.6003	1.6066	1.6128	1.6191	1.6255	1.6319	1.6383	1.6447	1.6512	1.6577	11	21	32	43	53
59	1.6643	1.6709	1.6775	1.6842	1.6909	1.6977	1.7045	1.7113	1.7182	1.7251	11	23	34	45	56

## Natural Tangents

°	0'	6'	12'	18'	24'	30'	36'	42'	48'	54'	1'	2'	3'	4'	5'
	0.0°	0.1°	0.2°	0.3°	0.4°	0.5°	0.6°	0.7°	0.8°	0.9°					
60	1.7321	1.7391	1.7461	1.7532	1.7603	1.7675	1.7747	1.7820	1.7893	1.7966	12	24	36	48	60
61	1.8040	1.8115	1.8190	1.8265	1.8341	1.8418	1.8495	1.8572	1.8650	1.8728	13	26	38	51	64
62	1.8807	1.8887	1.8967	1.9047	1.9128	1.9210	1.9292	1.9375	1.9458	1.9542	14	27	41	55	68
63	1.9626	1.9711	1.9797	1.9883	1.9970	2.0057	2.0145	2.0233	2.0323	2.0413	15	29	44	58	73
64	2.0503	2.0594	2.0686	2.0778	2.0872	2.0965	2.1060	2.1155	2.1251	2.1348	16	31	47	63	78
65	2.1445	2.1543	2.1642	2.1742	2.1842	2.1943	2.2045	2.2148	2.2251	2.2355	17	34	51	68	85
66	2.2460	2.2566	2.2673	2.2781	2.2889	2.2998	2.3109	2.3220	2.3332	2.3445	18	37	55	73	92
67	2.3559	2.3673	2.3789	2.3906	2.4023	2.4142	2.4262	2.4383	2.4504	2.4627	20	40	60	79	99
68	2.4751	2.4876	2.5002	2.5129	2.5257	2.5386	2.5517	2.5649	2.5782	2.5916	22	43	65	87	108
69	2.6051	2.6187	2.6325	2.6464	2.6605	2.6746	2.6889	2.7034	2.7179	2.7326	24	47	71	95	119
70	2.7475	2.7625	2.7776	2.7929	2.8083	2.8239	2.8397	2.8556	2.8716	2.8878	26	52	78	104	131
71	2.9042	2.9208	2.9375	2.9544	2.9714	2.9887	3.0061	3.0237	3.0415	3.0595	29	58	87	116	145
72	3.0777	3.0961	3.1146	3.1334	3.1524	3.1716	3.1910	3.2106	3.2305	3.2506	32	64	96	129	161
73	3.2709	3.2914	3.3122	3.3332	3.3544	3.3759	3.3977	3.4197	3.4420	3.4646	36	72	108	144	180
74	3.4874	3.5105	3.5339	3.5576	3.5816	3.6059	3.6305	3.6554	3.6806	3.7062	41	81	122	163	204
75	3.7321	3.7583	3.7848	3.8118	3.8391	3.8667	3.8947	3.9232	3.9520	3.9812	46	93	139	186	232
76	4.0108	4.0408	4.0713	4.1022	4.1335	4.1653	4.1976	4.2303	4.2635	4.2972	53	107	160	213	267
77	4.3315	4.3662	4.4015	4.4374	4.4737	4.5107	4.5483	4.5864	4.6252	4.6646	DIFFERENCES UNTRUSTWORTHY HERE				
78	4.7046	4.7453	4.7867	4.8288	4.8716	4.9152	4.9594	5.0045	5.0504	5.0970					
79	5.1446	5.1929	5.2422	5.2924	5.3435	5.3955	5.4486	5.5026	5.5578	5.6140					
80	5.6713	5.7297	5.7894	5.8502	5.9124	5.9758	6.0405	6.1066	6.1742	6.2432					
81	6.3138	6.3859	6.4596	6.5350	6.6122	6.6912	6.7720	6.8548	6.9395	7.0264					
82	7.1154	7.2066	7.3002	7.3962	7.4947	7.5958	7.6996	7.8062	7.9158	8.0285					
83	8.1443	8.2636	8.3863	8.5126	8.6427	8.7769	8.9152	9.0579	9.2052	9.3572					
84	9.5144	9.677	9.845	10.02	10.20	10.39	10.58	10.78	10.99	11.20	DIFFERENCES UNTRUSTWORTHY HERE				
85	11.43	11.66	11.91	12.16	12.43	12.71	13.00	13.30	13.62	13.95					
86	14.30	14.67	15.06	15.46	15.89	16.35	16.83	17.34	17.89	18.46					
87	19.08	19.74	20.45	21.20	22.02	22.90	23.86	24.90	26.03	27.27					
88	28.64	30.14	31.82	33.69	35.80	38.19	40.92	44.07	47.74	52.08					
89	57.29	63.66	71.62	81.85	95.49	114.6	143.2	191.0	286.5	573.0					
90	x														



Quadrant	Angle	tan A =	Examples
First	0 to 90°	tan A	tan 56°17' = 1.4986
Second	90° to 180°	-tan(180° - A)	tan 123°43' = -tan(180° - 123° 43') = -tan 56°17' = -1.4986
Third	180° to 270°	tan(A - 180°)	tan 236°17' = tan(236°17' - 180°) = tan 56°17' = 1.4986
Fourth	270° to 360°	-tan(360° - A)	tan 303°43' = -tan(360° - 303°43') = -tan 56°17' = -1.4986